



**Catalogue**  
[archant.co.nz](http://archant.co.nz)





Surfaces  
Archant Porcelain - Marble Yamuna



## archant PORCELAIN

Archant Porcelain is large format porcelain stoneware by Florim Stone for decorative surfaces. The surface features an exceptional resistance to mechanical stress while being lightweight, versatile and boasts an extremely high aesthetic impact. Produced by Florim Stone, the collections range from the neutrality of a single colour, the texture of stone and cement, the elegance of marble and the extravagance of metal.





# Why Porcelain?

Archant Porcelain is large-format porcelain stoneware for decorative surfaces, manufactured by Florim. Lightweight, versatile and with an extremely high aesthetic impact, Archant Porcelain opens up new frontiers in design environments, ensuring maximum freedom of expression.



## Ultra-high heat resistance

The hottest pans from your hob will never be an issue as Archant Porcelain is resistant to thermal stress and ultra-high temperatures. No need for a hot mat again.



## Guaranteed to never fade

Archant Porcelain is colour stable, due to its use of proven digital manufacturing processes. It will maintain its appearance over its entire life span.



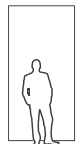
## Superior stain resistance

Archant Porcelain stoneware is a mixture of natural raw materials, so it does not stain or yellow as it contains no resins.



## Exceptional scratch resistance

Using a sophisticated blend of natural raw materials and proprietary technologies, Archant Porcelain has created a near unscratchable kitchen surface.



## Limitless possibilities

Large format slabs (3200 x 1600mm) in 6 and 12mm thicknesses means you can consider all of your kitchen's components, fully customized to your style.



## The ultimate in practicality

Due to its non porous nature, cleaning up day to day spills is simple and easy. It is also food safe, hygienic, and does not require sealing.



## Perfect for the outdoors

Ultra violet (UV) rays do not damage, change the colour or fade Archant Porcelain. This makes it perfect for both indoor and outdoor applications.




## Peace of mind


Peace of mind comes as standard with Archant Porcelain. Not only is it produced to the highest possible standards it also offers a lifetime warranty.

# Our Porcelain Range

## Cement Collection pg. 244




Cement Light Grey




Cement Dark Grey

## Colour Collection pg. 252



Colour White



Colour Black

## Stone Collection pg. 256




Stone Gris



Stone Noir

## Metal Collection pg. 260




Metal Burnished

## Marble Collection pg. 266




Marble Calacatta Gold A/B



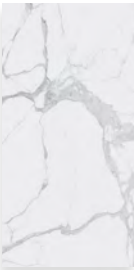
Marble White A/B




Marble Breach A/B




Marble Eternal Gold A/B




Marble Statuario A/B



Marble Calacatta




Marble Yamuna



Marble Grey



Marble Marquinia



Marble Laurent

## Possible Usage



Splashback



Benchtop



Flooring



Wall

Manufactured by

**FLORIM**  
stone



# Cement Light Grey

S B F W

With its cool, grey tones this porcelain surface is the perfect reproduction of a light concrete finish. It makes a great base on which to build an industrial-style kitchen as it pairs perfectly with stainless-steel and can be contrasted with darker colours for excellent visual effect.


Cement Light Grey is available in a matte finish and in slabs of 3200mm x 1600mm x 6mm and 12mm deep.

Code  
**50.2431.GR (6mm)**  
**50.2432.GR (12mm)**

Collection  
**Cement**

Finish  
**Matte**

Slab Dimensions (LxWxT)  
**L 3200 x W 1600 x T 6mm**  
**L 3200 x W 1600 x T 12mm**



Possible Usage  
**S** Splashback **B** Benchtop **F** Flooring **W** Wall



Flooring  
Cement Light Grey



# Cement Dark Grey

S B F W

A deeper, moodier finish than the Cement Light Grey, this porcelain surface creates a richer, more nuanced result particularly when paired with very dark or very light cabinetry and other fixtures. Being an excellent imitation of dark grey concrete, the surface is a flawless fit with both contemporary and industrial kitchen designs.


Cement Dark Grey is available in a velvet finish and in slabs of 3200mm x 1600mm x 6mm and 12mm deep.

Code  
**50.2435.GR (6mm)**  
**50.2436.GR (12mm)**

Collection  
**Cement**

Finish  
**Velvet**

Slab Dimensions (LxWxT)  
**L 3200 x W 1600 x T 6mm**  
**L 3200 x W 1600 x T 12mm**



Possible Usage

S Splashback B Benchtop F Flooring W Wall



Benchtop & Cabinet Fronts  
Cement Dark Grey



# The Calming Beauty of Cement Grey - Disraeli Street Residence

In this stunning New Zealand home, the concept designed by at.space sought to create a peaceful environment with an open flow throughout. This vision was brought to life in part by the smart application of Archant Porcelain in Cement Dark Grey.

Modern and clean, the neutral tones of the kitchen benchtop are accentuated by the warm quality of full-height timber cabinetry. The visible oak grain works in conjunction with the porcelain's dimpled surface texture. With accents of antique brass, the designers struck a delicate balance with the unique home's harder finishes.



THE CALMING BEAUTY OF CEMENT GREY  
- DISRAELI STREET RESIDENCE

COMPLETION	DESIGN	PHOTOGRAPHY	CATEGORY
2022	at.space	Michelle Weir	Residential + Houses





THE CALMING BEAUTY OF CEMENT GREY  
- DISRAELI STREET RESIDENCE

## Curated by Archant



**Cement Dark Grey,  
Velvet, 12mm**

Code  
50.2436.GR



# Colour White

S B F W

Crisp white is a popular choice for kitchen designs for a very good reason – it is versatile and applicable within a wide range of kitchen styles. White porcelain looks clean and bright when used adjacent to cool tones and can really bring a kitchen to life. Alternatively, white can be used effectively to create visual contrast and added aesthetic appeal.


Colour White is available in a matte finish and in slabs of 3200 x 1600mm with 6mm and 12mm thicknesses available.

Code  
50.2437.WH (6mm)  
50.2438.WH (12mm)  
50.2601.WH (20mm)

Collection  
Colour

Finish  
Matte

Slab Dimensions (LxWxT)  
L 3200 x W 1600 x T 6mm  
L 3200 x W 1600 x T 12mm  
L 3200 x W 1600 x T 20mm



Possible Usage  
S Splashback B Benchtop F Flooring W Wall





# Colour Black

S B F W

Black brings an edgy touch to any kitchen space and no more so than this porcelain surface with its matte finish. The deep rich tones of matte black bring a sophisticated essence to the room and can be matched with a wide range of complementary and contrasting colours and textures. Black makes the ideal base on which to build a kitchen design.

Colour Black is available in a matte finish and in slabs of 3200mm x 1600mm with 6mm, 12mm and 20mm thicknesses available.

Code  
50.2439.BL (6mm)  
50.2440.BL (12mm)  
50.2600.BL (20mm)

Collection  
Colour  
Finish  
Matte

Slab Dimensions (LxWxT)  
L 3200 x W 1600 x T 6mm  
L 3200 x W 1600 x T 12mm  
L 3200 x W 1600 x T 20mm



Possible Usage  
S Splashback B Benchtop F Flooring W Wall





# Stone Gris

S B F W

Pale white, creams and greys make up this porcelain surface that swirls and whirls to create a sense of movement. Its tranquil mood enhances a range of kitchen design options and brings a sense of character and life to the space. This lighter stone-look is upbeat and lively which makes the kitchen feel warm and welcoming.

Gris Stone is available in a matte finish and in slabs of 3200mm x 1600mm x 6mm and 12mm deep.

Code  
**50.2488.GR (6mm)**  
**50.2497.GR (12mm)**

Collection  
**Stone**

Finish  
**Matte**

Slab Dimensions (LxWxT)  
**L 3200 x W 1600 x T 6mm**  
**L 3200 x W 1600 x T 12mm**



Possible Usage  
S Splashback B Benchtop F Flooring W Wall





# Stone Noir

S B F W

A deeply textured porcelain surface, Noir Stone has a matte finish that perfectly accentuates its lush black and grey tones. Moody and mysterious, this surface creates an immediate atmosphere for the kitchen and sets the scene with its complex combination of shades. For those seeking to create a dramatic effect, Noir Stone is perfect for a monochromatic colour scheme where it visually pops.


Noir Stone is available in a matte finish and in slabs of 3200mm x 1600mm x 6mm and 12mm deep.

Code  
50.2489.BL (6mm)  
50.2498.BL (12mm)

Collection  
Stone

Finish  
Matte

Slab Dimensions (LxWxT)  
L 3200 x W 1600 x T 6mm  
L 3200 x W 1600 x T 12mm



Possible Usage

S B F W

S Splashback B Benchtop F Flooring W Wall



Flooring  
Stone Noir

Drawers  
Colour Black



# Metal Burnished

S B F W

Another metal-effect surface, but Burnished Metal is a stunning combination of blacks, browns and greens that show off the oxidation effect so well. This porcelain surface brings a mysterious yet opulent effect to the kitchen with its textured surface of wave-like patterns. The undulating effect gives the surface added depth which adds to the overall ambience of the room.


Burnished Metal is available in a matte finish and in slabs of 3200mm x 1600mm x 6mm and 12mm deep.

Code  
50.2483.GR (6mm)  
50.2492.GR (12mm)

Collection  
Metal

Finish  
Matte

Slab Dimensions (LxWxT)  
L 3200 x W 1600 x T 6mm  
L 3200 x W 1600 x T 12mm



Possible Usage  
S Splashback B Benchtop F Flooring W Wall



Benchtop  
Metal Burnished



# Designed with Timeless Decadence - Hyatt Auckland

The Hyatt, situated in Auckland, New Zealand, is a stunning example of the transformative power of great design.

Archant Porcelain is used in a variety of jaw-dropping applications including the kitchen, bathroom and living areas. Natural light abounds, reflected from the elegant and decorative surfaces.

Each detail from the walls to the flooring transcend the typical hotel stay. With exquisite porcelain benchtops and sleek vanities, guests will enjoy high-end amenities that far exceed their expectations.

DESIGNED WITH TIMELESS DECADENCE - HYATT AUCKLAND



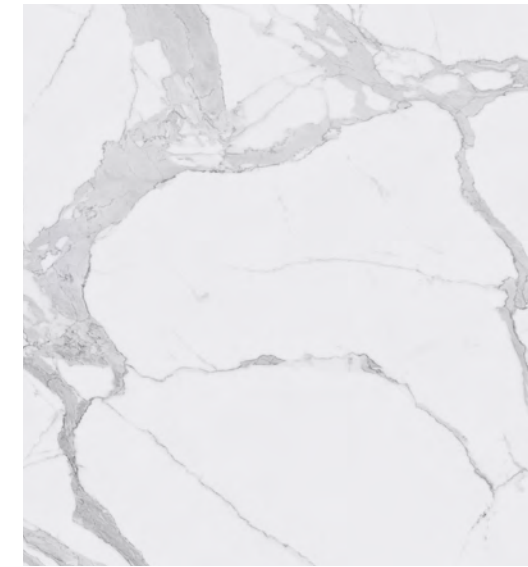
**COMPLETION**  
2020

**MATERIALS**  
Archant Porcelain

**CATEGORY**  
Hospitality

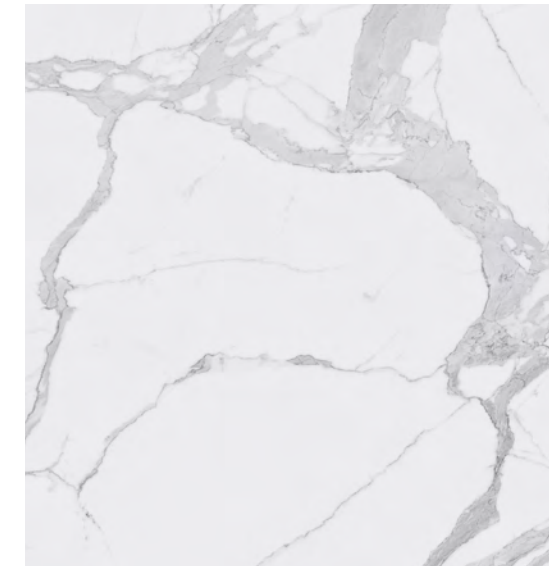


## Curated by Archant




**Marble Statuario A,  
Matte, 6mm**

Code  
50.2441.WH



**Marble Statuario B,  
Matte, 6mm**

Code  
50.2443.WH





# Marble Calacatta Gold

S B F W

A neutral base shines with streaks of browns, golds and taupes to create Marble Calacatta Gold A & B. This porcelain surface with its matte finish is an accurate reproduction of the refined luxury of marble, making it the perfect partner for a wide range of kitchen styles.

Marble Calacatta Gold is available in a matte finish and in slabs of 3200mm x 1600mm with 6mm, 12mm and 20mm thicknesses available.

Code

**50.2445.WH (6mm)**

**50.2446.WH (12mm)**

**50.2045.WH (20mm)**

Collection

**Marble**

Finish

**Matte**

Slab Dimensions (LxWxT)

**L 3200 x W 1600 x T 6mm**

**L 3200 x W 1600 x T 12mm**

**L 3200 x W 1600 x T 20mm**

A& B versions  
available for  
bookmatching

Code

**50.2447.WH (6mm)**

**50.2448.WH (12mm)**

**50.2046.WH (20mm)**

Collection

**Marble**

Finish

**Matte**

Slab Dimensions (LxWxT)


**L 3200 x W 1600 x T 6mm**

**L 3200 x W 1600 x T 12mm**


**L 3200 x W 1600 x T 20mm**

Possible Usage

S Splashback B Benchtop F Flooring W Wall



A



B

1600mm







Walls  
Marble Calacatta Gold



# Marble White

S B F W

Marble White features an alternative vein design that enhances the white and grey movements. Again, White is a timeless addition to any kitchen or interior space so it won't become out dated or anytime soon.

Marble White is available in a matte finish and in slabs of 3200mm x 1600mm x 6mm and 12mm deep.

Code  
**50.2449.WH (6mm)**  
**50.2450.WH (12mm)**

Collection  
**Marble**

Finish  
**Matte**

Slab Dimensions (LxWxT)  
**L 3200 x W 1600 x T 6mm**  
**L 3200 x W 1600 x T 12mm**

A& B versions  
available for  
bookmatching


Code  
**50.2510.WH (6mm)**  
**50.2703.WH (12mm)**

Collection  
**Marble**


Finish  
**Matte**

Slab Dimensions (LxWxT)  
**L 3200 x W 1600 x T 6mm**  
**L 3200 x W 1600 x T 12mm**

Possible Usage  
S Splashback B Benchtop F Flooring W Wall



A



B





# Marble Breach

S B F W

Dramatically monochromatic, Marble Breach is a formulation of intense visceral veins which create a stark contrast to the pure expanse of its white base. The slab explores a dynamic colour dichotomy to excite the senses and create divergent emotions of luxury and mysticism. To further explore the authenticity and richness of marble, the veins are intricately outlined in soft pencil-like shading adding depth and dimension to the veining.

Marble Breach is available in a matte finish and in slabs of 3200 x 1600 x 12mm.

Code  
**50.2422.WH**

Collection  
**Marble**

Finish  
**Matte**

Slab Dimensions (LxWxT)  
**L 3200 x W 1600 x T 12mm**

A& B versions  
available for  
bookmatching

Code  
**50.2423.WH**

Collection  
**Marble**


Finish  
**Matte**

Slab Dimensions (LxWxT)  
**L 3200 x W 1600 x T 12mm**

Possible Usage

S B F W

S Splashback B Benchtop F Flooring W Wall



A

B



Walls  
Marble Breach

Flooring  
Marble Grey



# Marble Eternal Gold

S B F W

Marble Eternal Gold creates an imposing aura of eternal and timeless design. As its name suggests, the slab is timeless in its tonal palate, and elegant in its design. With tones ranging from intense coppers and golds to the softest greys and purist ivories, Marble Eternal Gold is not only an authentic replica of Calacatta marble but provides you with a design that is timeless and unchanging.

Marble Eternal Gold is available in a matte finish and in slabs of 3200mm x 1600mm x 12mm deep.

Code  
**50.2424.WH**

Collection  
**Marble**

Finish  
**Matte**

Slab Dimensions (LxWxT)  
**L 3200 x W 1600 x T 12mm**

A& B versions  
available for  
bookmatching

Code  
**50.2425.WH**

Collection  
**Marble**

Finish  
**Matte**

Slab Dimensions (LxWxT)  
**L 3200 x W 1600 x T 12mm**

Possible Usage

S B F W

S Splashback B Benchtop F Flooring W Wall



A

B



Walls  
Marble Eternal Gold





Walls  
Marble Eternal Gold



Walls & Staircase  
Marble Eternal Gold



# Marble Statuario

S B F W

Cool and serene, Marble Statuario provides a strong sense of nature with the refined and tranquil grey base colour. The faintness of the white veining imbues timelessness, making this colour effective in modernist and contemporary styled kitchens.

Marble Statuario is available in a matte finish and in slabs of 3200mm x 1600mm with 6mm, 12mm and 20mm thicknesses available.

Code

**50.2441.WH (6mm)**

**50.2442.WH (12mm)**

**50.2043.WH (20mm)**

Collection

**Marble**

Finish

**Matte**

Slab Dimensions (LxWxT)

**L 3200 x W 1600 x T 6mm**

**L 3200 x W 1600 x T 12mm**

**L 3200 x W 1600 x T 20mm**

A & B versions  
available for  
bookmatching

Code

**50.2443.WH (6mm)**

**50.2444.WH (12mm)**

**50.2044.WH (20mm)**

Collection

**Marble**

Finish

**Matte**

Slab Dimensions (LxWxT)


**L 3200 x W 1600 x T 6mm**

**L 3200 x W 1600 x T 12mm**


**L 3200 x W 1600 x T 20mm**

Possible Usage

S Splashback B Benchtop F Flooring W Wall



A



B



MARBLE COLLECTION

Walls  
Marble Statuario



Benchtop & Splashback  
Marble Statuario



# Marble Calacatta

S B F W

Cool and serene, Marble Calacatta provides a strong sense of nature with the refined and tranquil grey base colour. The faintness of the white veining imbues timelessness, making this colour effective in modernist and contemporary styled kitchens.

Marble Calacatta is available in a matte finish and in slabs of 3200mm x 1600mm with 6mm, 12mm and 20mm thicknesses available.

Code  
**50.2477.WH (6mm)**  
**50.2478.WH (12mm)**

Collection  
**Marble**

Finish  
**Velvet**

Slab Dimensions (LxWxT)  
**L 3200 x W 1600 x T 6mm**  
**L 3200 x W 1600 x T 12mm**

A & B versions  
available for  
bookmatching

Code  
**50.2479.WH (6mm)**  
**50.2480.WH (12mm)**

Collection  
**Marble**


Finish  
**Velvet**

Slab Dimensions (LxWxT)  
**L 3200 x W 1600 x T 6mm**  
**L 3200 x W 1600 x T 12mm**

Possible Usage

S B F W

S Splashback B Benchtop F Flooring W Wall



Benchtop  
Marble Calacatta



# Marble Yamuna

S B F W

Unique and yet familiar in tones, Marble Yamuna is a travertine-like stone but with a shimmering translucency across the surface. This translucency is then beautified by its soft tonal palette which ranges from deep beiges to the lightest and brightest ivory tones. While seemingly shimmering, especially under light, the stone is a matte surface creating a visual and tactile juxtaposition.


Marble Yamuna is available in a matte finish and in slabs of 3200mm x 1600mm with 6mm and 12mm thicknesses available.

Code  
**50.2427.WH (6mm)**  
**50.2426.WH (12mm)**

Collection  
**Marble**

Finish  
**Matte**

Slab Dimensions (LxWxT)  
**L 3200 x W 1600 x T 6mm**  
**L 3200 x W 1600 x T 12mm**



Possible Usage

S Splashback B Benchtop F Flooring W Wall



**Benchtop & Splashback**  
Marble Yamuna



# Marble Grey

S B F W

Cool and serene, Marble Grey provides a strong sense of nature with the refined and tranquil grey base colour. The faintness of the white veining imbues timelessness, making this colour effective in modernist and contemporary styled kitchens.


Marble Grey is available in a matte finish and in slabs of 3200mm x 1600mm x 6mm and 12mm deep.

Code  
**50.2457.GR (6mm)**  
**50.2458.GR (12mm)**

Collection  
**Marble**

Finish  
**Matte**

Slab Dimensions (LxWxT)  
**L 3200 x W 1600 x T 6mm**  
**L 3200 x W 1600 x T 12mm**



Possible Usage  
S Splashback B Benchtop F Flooring W Wall



**Flooring**  
Marble Grey  
  
**Benchtop & Walls**  
Marble Breach



**Flooring, Vanity & Shower Wall**  
Marble Grey  
  
**Wall**  
Marble Breach



# Marble Marquinia

S B F W

A base of deep, rich black provides the perfect background for thin spider-web veins of white and cream. Marquina is ideal for kitchens that pack a visual 'oomph' where the horizontal surfaces become the central visual feature. When used with white or pale coloured cabinetry, this porcelain surface creates a strong contrast for a lovely optical effect.

Marquina is available in a matte finish and in slabs of 3200mm x 1600mm x 6mm and 12mm deep.

Code  
**50.2457.GR (6mm)**  
**50.2458.GR (12mm)**

Collection  
**Marble**

Finish  
**Matte**

Slab Dimensions (LxWxT)  
**L 3200 x W 1600 x T 6mm**  
**L 3200 x W 1600 x T 12mm**



Possible Usage

S B F W

S Splashback B Benchtop F Flooring W Wall



Flooring  
Marble Marquinia



Flooring & Walls  
Marble Marquinia

Cabinet Fronts  
Colour White



# Marble Laurent

S B F W

Boldness and elegance are bought together with the Marble Laurent design. The stone is characterised with a deep blacky charcoal background embellished with distinctive yet natural golden, beige and ivory veining.


Marble Laurent is available in a matte finish and in slabs of 3200mm x 1600mm x 6mm and 12mm deep.

Code  
**50.2455.GR (6mm)**  
**50.2456.GR (12mm)**

Collection  
**Marble**

Finish  
**Matte**

Slab Dimensions (LxWxT)  
**L 3200 x W 1600 x T 6mm**  
**L 3200 x W 1600 x T 12mm**



Possible Usage

S Splashback B Benchtop F Flooring W Wall



Walls  
Marble Laurent



Vanity  
Marble Laurent



# Wedi

## The ultimate sub surface substrate


Wedi building board is a surface carrier and adhesive substrate for applying stone, tile, laminate and other materials onto. Highly customisable, lightweight, durable and waterproof wedi allows design dreams come true.

Wedi building boards have a blue core made from CFC-free extruded polystyrene rigid foam. The rigid foam is reinforced with glass fibre (with alkali-resistant finish) on both sides and coated with a polymer-modified cement.

### Wedi substrate sheet

Material  
XPS

Code	Overall
50.7001.BL	1250x600x4
50.7002.BL	1524x914x6
50.7003.BL	2500x1200x10
50.7004.BL	2500x1200x20
50.7005.BL	2500x600x50
50.7006.BL	2500x1200x50
50.7007.BL	2500x600x100



### Wedi Joint sealant

Code  
50.7008.BL





# Industrial Inspired with Metal Burnished

The amber tones, exposed red brick feature wall, hints of black and metallic and selected downlights, all give this kitchen an industrial, New York loft feel. The palette is warm and moody creating a unique space with an individual flair.

The Metal Burnished Archant Porcelain wraps itself around the bench-top and continues up as a splashback. This metal-effect stone is a stunning combination of blacks, browns and greens that show off the oxidisation effect perfectly, pairing with the overall palette and complementing the tones of the recessed handles.



COMPLETION	DESIGN	FABRICATION	CATEGORY
2021	Kurio	Well Hung Joinery   Trethewey Stone	Residential + Houses





## Curated by Archant



**Aoraki  
550-IO, Nero**

Code  
20.9342.BL



**Stirling Swivel Tap,  
Black Steel**

Code  
40.1900.BL



**Metal Burnished,  
Matte, 12mm**

Code  
50.2492.GR



Warranty

Warranty Information

To register your Archant Porcelain warranty, please fill in your details online at [archant.co.nz/resources/warranty-application-forms](http://archant.co.nz/resources/warranty-application-forms). By filling in your details it ensures that we have your information on file for warranty claims. Archant and Florim Ceramiche S.P.A. provide a lifetime Warranty to the original owner of our Archant Porcelain slabs that the product will be free from manufacturing and/or structural defects for a period of the lifetime of the end user. Although the product is carefully inspected prior to shipping or delivery, it is the responsibility of the owner to thoroughly inspect the product upon its receipt. Any damage to the product there after is the responsibility of the owner. Final inspection and approval of the installation is also the owner's responsibility. The Warranty shall apply only where a product is properly fabricated and installed in a kitchen and/or bathroom top in a residential or commercial interior use only, by approved fabricators, subject to the exclusions set out below, is used for its intended purpose, and is maintained and used strictly in accordance with the care and maintenance instructions. All warranty claims must be received by Archant within 28 days of discovery of a manufacturing fault that falls within this Warranty.

Warranty Exclusions

The Warranty shall be null and void unless the product has been paid for in full. The Warranty covers only manufacturing defects and does not apply to material subjected to damage due to mishandling, structural movement, abnormal use, misuse, physical chemical or exposure to direct or sustained heat, cold (thermal shock), exposure to chemicals, force, pressure or loading applied by a person, utensil or object. The Warranty does not cover damage or effects caused by poor installation or improper, insufficient or poorly designed support, cabinets, structures, substrate or sub-floors for bench tops, vertical surfaces or floor tiles. The Warranty does not cover quality of installation or damage caused by the installer or fabricator. Installation or fabrication issues must be resolved directly with the point of purchase and are the sole responsibility of the owner and the point of purchase and not of Archant and are not covered by the Warranty. The Warranty does not cover transportation, freight, removal, disposal and re-installation, fabrication or associated costs beyond the cost of the material, unless these costs have been quoted to, and pre-approved by Archant.

Cleaning and maintenance

Routine maintenance

For daily cleaning, a damp microfiber cloth is enough.  
For regular cleaning, we suggest using a neutral liquid detergent with a soft sponge or a microfiber cloth.

Persistent stains

Persistent stains can be removed with a slightly abrasive sponge; if necessary, use a specially formulated stain re-mover. Do not use steel wool pads, because these would leave metal traces that would then have to cleaned again.

Precautions

Remove any spills of staining liquids (like coffee, tea, red wine), caustic substances (such as oven cleaner), acids and colourants as soon as possible and rinse with water. Florim Stone surfaces are particularly resistant to thermal shocks. You can place hot pans directly on the surface, however we recommend the use of trivets to protect the surface over time. Ceramic knives can damage the surface; therefore, we recommend using cutting boards. Avoid hitting the most delicate parts of the surface, such as its corners and edges.

Please refer to [www.Florim.com/en/Florimstone/how-to-clean-kitchen-countertops](http://www.Florim.com/en/Florimstone/how-to-clean-kitchen-countertops) for a reference on how to clean your kitchen benchtop.

Certifications



Environmental  
Product  
Declaration



Green  
Guard



Ecolabel



TÜV-SÜD  
ISO 9001




NSF



Green  
Building  
Council


Size Index

	Matte finish	Velvet finish	Sheet 3200x1600mm	6mm Thickness	12mm Thickness	20mm Thickness
Colours						
Cement Light Grey	•		•	•	•	
Cement Dark Grey		•	•	•	•	
Colour White	•		•	•	•	•
Colour Black	•		•	•	•	•
Stone Gris	•		•	•	•	
Stone Noir	•		•	•	•	
Metal Burnished	•		•	•	•	
Marble Calacatta A		•	•	•	•	
Marble Calacatta B		•	•	•	•	
Marble Calacatta Gold A	•		•	•	•	•
Marble Calacatta Gold B	•		•	•	•	•
Marble White A	•		•	•	•	
Marble White B	•		•	•	•	
Marble Statuario A	•		•	•	•	•
Marble Statuario B	•		•	•	•	•
Marble Marquinia	•		•	•	•	
Marble Grey	•		•	•	•	
Marble Laurent	•		•	•	•	
Marble Breach A	•		•		•	
Marble Breach B	•		•		•	
Marble Eternal Gold A	•		•		•	
Marble Eternal Gold B	•		•		•	
Marble Yamuna	•		•	•	•	



Matte finish

Matte is smoother and flat in its structure, with more movement and slightly less depth.



Velvet finish

Velvet has a slightly wavy structure to the touch and gives the material greater depth.

