



Catalogue
archant.co.nz

Inspiring great design

Archant searches the world for the leading trends, latest materials, hardware, surfaces and expertise, curating and bringing them home to New Zealand to empower and inspire our leading developers, visionary architects and interior creators.

On the cover
Disraeli Street Residence

Design
at.space

Photography
Studioweir



Archant Porcelain
Cement Dark Grey, Matte, 12mm

Design
at.space

Photography
Studioweir

The Archant Range



archant SINKS

The archant sink allows you to live better every day with our focus on innovative design and superior quality. We are New Zealand's sink experts, and our collection of sinks features a wide range of configurations, designs and materials to ensure we have a solution for every kitchen style.

archant QUARTZ

Archant's engineered stone portfolio brings you uncompromising quality with an unsurpassed beauty. It is contemporary, provides flexibility and fuels creative ambition for kitchen design. The surface is manufactured using quality crushed Italian quartz and subject to a range of rigorous quality standards.

archant HANDLES

Archant handles and knobs offer European style at your fingertips. The collection includes new, innovative designs and timeless favorites in nickel, brass, ceramic and chrome finishes.

archant PORCELAIN

Archant Porcelain is large format porcelain stoneware by Florim Stone for decorative surfaces. The surface features an exceptional resistance to mechanical stress while being lightweight, versatile and with an extremely high aesthetic impact. Produced by Florim Stone, the collections range from the neutrality of a single colour, the texture of stone and cement, the elegance of marble and the extravagance of metal.

archant TAPWARE

Our fantastic selection of innovative, modern and highly desirable kitchen tapware is selected to meet the highest standards of quality. With a range of shapes and finishes available, your Archant Tap delivers inspiration you can touch and feel everyday.

archant WOVENPANEL®

Archant Wovenpanel® is a decorative woven wire mesh range for architects and interior designers. Wovenpanel® can be used widely throughout your designs, from intricate design highlights to large-scale applications to create an extraordinary and bespoke aesthetic.

Archant Porcelain
Metal Burnished, Matte, 12mm

Archant Sink
Aoraki 550-10, Nero

Archant Tap
Stirling Swivel Tap, Black Steel

Design
Kurio



Archant Porcelain
Marble Statuario A, Matte, 12mm
Design
Lisa Gloeckner | Wanaka CABINETree

The Archant Promise



Fast delivery

We can deliver anywhere in New Zealand. All orders received before 4:00 pm with stock on hand, will be dispatched the same working day. You'll have your Archant experience before you know it.



NZ Owned and Operated

We are a 100% New Zealand owned family business and are focussed on providing exceptional and personal service, every time. Our business has been built on honesty, integrity and hard work.



View and Buy Online

All our products can be viewed and purchased online at archant.co.nz. Also, product specifications and key information can be easily downloaded to assist with your design decisions.



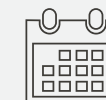
We import directly worldwide

Our products are imported directly from respected manufacturers all over the world. We source and stock over 200,000 items in our warehouses – many items are available to suit large projects.



Display Service

We are more than happy to send you a sample or display option for your showroom or library. We want our customers to be able to confidently decide on their product and be 100% satisfied with the end result.



Money back guarantee

All our products carry a warranty for your peace of mind. If you're not completely satisfied with our products, we guarantee to refund you in full within one year of purchase. Products returned must be in new condition, unopened, unused and in original packaging.

Visit Us

Auckland Showroom

Shop 11
115 St Georges Bay Road
Parnell, Auckland

Christchurch Showroom

Designmade Christchurch
400 Barbadoes Street,
Christchurch Central City,
Christchurch


Havelock North Showroom

5 Havelock Road,
Havelock North 4130

Wellington Showroom

1 College Street,
Te Aro, Wellington

Call us
0800 272 4268
archant.co.nz



The Archant Range



12 archant SINKS

Stainless Steel	14
Ecogranit	46
Ceramic Butler	60
Bathroom Vanity	64



206 archant QUARTZ

Ultimate Series	210
Impressions Series	224
Endevour Series	228
Economy Series	230



88 archant TAPWARE

Classic Mixers	90
L-shape Mixers	94
Gooseneck Mixers	100




240 archant PORCELAIN

Cement Collection	244
Colour Collection	252
Stone Collection	256
Metal Collection	260
Marble Collection	266



120 archant HANDLES



298 archant WOVENPANEL®



Archant Porcelain
Stone Gris, Matte, 12mm
Archant Sink
Robiq 400-10
Archant Tap
Stirling Pull-out Spray Tap, Stainless Steel
Designer
Lisa Gloeckner | Wanaka Interiors




archant **SINKS**

The Archant sink allows you to live better, every day with our focus on innovative design and superior quality. We are New Zealand's sink experts, and our collection of sinks features a wide range of configurations, designs and materials to ensure we have a solution for every kitchen style.



Stainless Steel



Customise to your benchtop

Our stainless-steel sinks can generally be either top, under or flush mounted to give you design freedom when working with your countertop material.



Durable 18/10 grade stainless steel

All Archant stainless-steel sinks are made from quality .304 grade, 18/10 stainless steel. This means there is 18% chromium and 10% nickel ensuring the material is durable and strong.



30 – 50 year Guarantees

With our quality brands such as Franke and Heritage, all our stainless-steel sinks have a warranty. The Heritage guarantee is 30 years while Franke guarantee a 50-year limited warranty on all stainless-steel sinks.



Solution focused designs

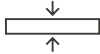
Our range has a wide variety of options from single and double bowls, to full-blown food preparation centres. There will be a design that suits your kitchen and lifestyle.



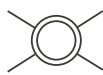
Robiq



Insulating protective undercoating



1.2mm thickness




Quick drain lines



15 litres per minute high capacity overflow



30 year warranty



Stylish, square design

Robiq 250-10

Code 20.9944.SA

Installation Over, under, flushmount, or welded

Min. Cabinet Size 350mm

Bowl Depth 180mm



Robiq 340-10

Code 20.9941.SA

Installation Over, under, flushmount, or welded

Min. Cabinet Size 450mm

Bowl Depth 190mm



Robiq 400-10

Code 20.9942.SA

Installation Over, under, flushmount, or welded

Min. Cabinet Size 500mm

Bowl Depth 200mm




Robiq 450-10

Code 20.9043.SA

Installation Over, under, flushmount, or welded

Min. Cabinet Size 550mm

Bowl Depth 200mm



☆ POPULAR CHOICE

Robiq 500-10

Code 20.9943.SA

Installation Over, under, flushmount, or welded

Min. Cabinet Size 600mm

Bowl Depth 190mm



Robiq 600-10

Code 20.9066.SA

Installation Over, under, flushmount, or welded

Min. Cabinet Size 700mm

Bowl Depth 200mm



Robiq Double



**Robiq 340/
340-20**

Code
20.9946.SA

Installation
**Over, under, flushmount,
or welded**

Min. Cabinet Size
800mm

Bowl Depth
190mm



**Robiq 400/
400-20**

Code
20.9902.SA

Installation
**Over, under, flushmount,
or welded**

Min. Cabinet Size
950mm

Bowl Depth
190mm



- 

Insulating protective undercoating
- 

1.2mm thickness
- 

Quick drain lines
- 

15 litres per minute high capacity overflow
- 

30 year warranty
- 

Stylish, square design

Robiq Reversible



- 

Insulating protective undercoating
- 

1.2mm thickness
- 

Quick drain lines
- 

15 litres per minute high capacity overflow
- 

30 year warranty
- 

Stylish, square design


Robiq 500/250-I5 RV

Code
20.9970.SA

Installation
Over, under,
flushmount,
or welded

Min. Cabinet Size
900mm

Bowl Depth
200/180mm




Robiq 450/200-I5 RV

Code
20.9964.SA

Installation
Over, under,
flushmount,
or welded

Min. Cabinet Size
800mm

Bowl Depth
200/180mm




Robiq 400/250-I5 RV

Code
20.9961.SA

Installation
Over, under,
flushmount,
or welded

Min. Cabinet Size
800mm

Bowl Depth
200/180mm




Robiq 400/I55-I5 RV

Code
20.9969.SA

Installation
Over, under,
flushmount,
or welded

Min. Cabinet Size
700mm

Bowl Depth
200/150mm



Robiq 340/I55-I5 RV

Code
20.9968.SA

Installation
Over, under,
flushmount,
or welded

Min. Cabinet Size
650mm

Bowl Depth
200/150mm



20.9953.SA

Robiq Ultimate Accessory Pack

The Ultimate Robiq Aecessory Pack includes an entire collection of partner products to revolutionize your kitchen and provide a solution for every kitchen endeavour.

Hot Mat

Protect your bench top from hot dishes.

High Capacity Overflow

High Capacity overflow of 15lt/minute prevents your sink from overflowing.

Sink Miracle Cleaner

The leading cleaner for stainless steel, chrome, aluminum and metal surfaces - Made in Germany.

Colander

Wash and drain your salads over your sink for effortless draining and within easy reach of your tap.

Drainer Tray

Which can either be fitted on top of the sink or on your benchtop thanks to its rubber feet to drain dishes.

Wooden Chopping Board

The traditional wooden bread board is perfect for slicing your bread with less mess as the indents catch the crumbs.

20.9953.SA

Robiq Standard Accessory Pack

The Standard Robiq Acessory Pack includes our most essential partner products custom designed and made to partner perfectly with your Robiq Bowl.

High Capacity Overflow

High Capacity overflow of 15lt/minute prevents your sink from overflowing.

Sink Miracle Cleaner

The leading cleaner for stainless steel, chrome, aluminum and metal surfaces - Made in Germany.

Hot Mat

Protect your bench top from hot dishes.

Bolero Box



Bolero Box
210-50

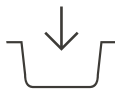
FRANKE



50 year
warranty



Franke stainless
steel is Swiss



Fast-In
Installation

Bolero Box 210-20

Code
20.7454.SA
Installation
Over, under,
welded, or
flushmount
Min. Cabinet Size
300mm
Bowl Depth
200mm




Bolero Box 210-36

Code
20.7455.SA
Installation
Over, under,
welded, or
flushmount
Min. Cabinet Size
450mm
Bowl Depth
200mm




Bolero Box 210-40

Code
20.7456.SA
Installation
Over, under,
welded, or
flushmount
Min. Cabinet Size
500mm
Bowl Depth
185mm




Bolero Box 210-50

Code
20.7457.SA
Installation
Over, under,
welded, or
flushmount
Min. Cabinet Size
600mm
Bowl Depth
200mm



Bolero Box 210-68

Code
20.7460.SA
Installation
Over, under,
welded, or
flushmount
Min. Cabinet Size
800mm
Bowl Depth
200mm



Bolero Box Double


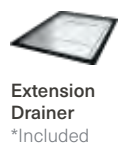

Bolero Box 220-36 DBL

Code
20.7461.SA

Installation
Over, under, or
flushmount

Min. Cabinet Size
850mm

Bowl Depth
200/200mm




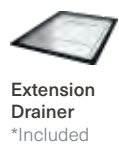
Bolero Box 220-420/29 SBL

Code
20.7463.SA

Installation
Over, under, or
flushmount

Min. Cabinet Size
850mm

Bowl Depth
200/200mm



SBR 20.7462.SA



Bolero Box 400/200 SBL

Code
20.7459.SA

Installation
Over, under, or
flushmount

Min. Cabinet Size
700mm

Bowl Depth
200/200mm



SBR 20.7458.SA



Rambla
LUX 610

Rambla LUX 610

Code
20.7482.SA

Installation
Over or
undermount

Min. Cabinet Size
500mm

Bowl Depth
180mm



Rounded design
suited to home-bars


Deluxe DLT 610

Code
20.7475.SA

Installation
Over or
undermount

Min. Cabinet Size
650mm

Bowl Depth
260mm



Generous bowl
depth for laundries

Arizona & Dallas



Arizona
450-IO


Arizona 450-IO

Code
20.9980.SA

Installation
**Over, under,
flushmount
or welded**

Min. Cabinet Size
550mm

Bowl Depth
300mm



Arizona 600-IO

Code
20.9981.SA

Installation
**Over, under,
flushmount
or welded**

Min. Cabinet Size
700mm

Bowl Depth
300mm



Dallas 400-IO

Code
20.9686.SA

Installation
**Over, under,
flushmount
or welded**

Min. Cabinet Size
500mm

Bowl Depth
250mm



Dallas 500-IO

Code
20.9687.SA

Installation
**Over, under,
flushmount
or welded**

Min. Cabinet Size
600mm

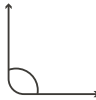
Bowl Depth
250mm



30 year
warranty



Deep bowl
suited to laundry



Easy clean
wide radius

Romano
350-IO

Code
20.9249.SA

Installation
Over, undermount,
or welded

Min. Cabinet Size
450mm

Bowl Depth
203mm




Romano
400-IO

Code
20.9250.SA

Installation
Over, undermount,
or welded

Min. Cabinet Size
500mm

Bowl Depth
203mm



Romano
460-IO

Code
20.9251.SA

Installation
Over, undermount,
or welded

Min. Cabinet Size
550mm

Bowl Depth
195mm



Bassano
600-IO

Code
20.9428.SA

Installation
Over, or undermount

Min. Cabinet Size
650mm

Bowl Depth
230mm



Texas
1000-IO

Code
20.9688.SA

Installation
Over, or undermount

Min. Cabinet Size
600mm

Bowl Depth
200mm




Franke Spark
SKX6II-IOO

Code
20.8795.ZZ

Installation
Overmount

Min. Cabinet Size
600mm

Bowl Depth
160mm




Franke Spark
SKX65I

Code
20.8796.ZZ

Installation
Overmount

Min. Cabinet Size
600mm

Bowl Depth
155 / 80mm



Nebraska

Nebraska 800-IO

Code
20.8631.SA

Installation
Over, or undermount

Min. Cabinet Size
450mm

Bowl Depth
200mm



Nebraska 1000-I5

Code
20.8632.SA

Installation
Over, or undermount

Min. Cabinet Size
600mm

Bowl Depth
190/156mm




Nebraska 1220-20

Code
20.8633.SA

Installation
Over, or undermount

Min. Cabinet Size
800mm

Bowl Depth
190/190mm



Grand Robiq

Grande Robiq 400-IO RH

Code
20.9653.SA

Installation
Over, undermount, or welded

Min. Cabinet Size
500mm

Bowl Depth
200mm



LH 20.9654.SA



Grande Robiq 500-IO RH

Code
20.9655.SA

Installation
Over, undermount, or welded

Min. Cabinet Size
600mm

Bowl Depth
200mm



LH 20.9656.SA



Grande Robiq 400/I55-I5 RH

Code
20.9657.SA

Installation
Over, undermount, or welded

Min. Cabinet Size
700mm

Bowl Depth
200/180mm



LH 20.9658.SA

20.7468.SA

Food Preparation Centre

The food preparation centre features truly exceptional design. By integrating commercial design elements into the residential kitchen space, food preparation centres cater to today's modern-day lifestyles.

Colander

Wash and drain your salads over your sink for effortless draining and within easy reach of your tap.

Chopping Board

The traditional wooden bread board is perfect for slicing your bread with less mess as the indents catch the crumbs

Wire Rack

The Box Centre isn't only for food preparation but also for the clean up afterwards. Rinsing and draining your dishes becomes a breeze with the wire rack.

Knife Holder

A specialty wooden crafted knife block completes the knife range for the Box Centres accessories.

Stainless Steel Organiser

The sink and accessories belong together and the stainless steel organizer ensures there is a space for all accessories to be hygienically stored once the meal is over.

Knife Set

Franke's knife set provides the chef with tools to prepare for fine dining. A serrated bread knife, fish knife and smaller fruit knife are all included.

Chopping Board

This sanitized chopping board is made from high grade plastic and with a purpose built edge channel to uphold complete hygiene when preparing meat or fish.

archant

Box Centre




Box Centre BWX 220-54/27 SBR

Code
20.7468.SA

Installation
Over, or
flushmount

Min. Cabinet Size
900mm

Bowl Depth
200/200mm



SBL 20.7469.SA

Included



Chopping Board



Chopping Board



Wire Rack



Knife Set



Knife Holder



Colander



Stainless Steel
Organiser



Push Button
Waste

Optional Accessory



Extension
Drainer
20.7522.ZX



50 year
warranty



Franke stainless
steel is Swiss



Stylish,
square design

Wanaka Wonder

This outstanding property is a truly magnificent architecturally designed home that oozes style, with a continuous indoor-outdoor flow of neutral hues, cosy fireplaces, and soft furnishings.

From the kitchen, laundry area, and bathrooms to patio, the earthy tones, exposed brickwork, timber beams and organic palette of browns, slate, whites, and blacks give a modern rustic feel reminiscent of a barn conversion with a contemporary edge that echoes throughout this remarkable home.



COMPLETION
2021

DESIGN
Wanaka Interiors

FABRICATION
Artisan Stone Christchurch

PHOTOGRAPHY
Wanaka Interiors

CATEGORY
Residential + Houses



Curated by Archant



**Robiq
400-IO**

Code
20.9942.SA



**Stirling Pull-out Spray Tap,
Stainless Steel**

Code
40.1896.SS



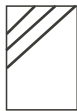
**Stone Gris,
Matte, 12mm**

Code
50.2497.GR

The seamless sink + surface

The Highland range features a technological sink development which allows the seamless flow of your Archant Porcelain benchtop and Highland sink. The innovative sink design allows you to clad the sink sides with your Archant Porcelain surface. This makes for the safe use of hot/boiling water taps while maintaining an impermeable sink base, and achieving a seamless sink+surface design.

Advantages



Seamless sink innovation

The Highland sink range features a trending seamless sink+surface innovation.



Completely watertight solution

The archant seamless sink+surface includes a sink, surface, substrate and glues ensuring a completely watertight solution.



Quality stainless steel

The Heritage sink range has been serving the NZ sink range for decades with quality stainless steel solutions.



Peace of mind guarantee

Our seamless sink + surface package provides a peace of mind guarantee of 50 years.



Highland


Highland 190

Code
20.6001.SS
Installation
Undermount
Min. Cabinet Size
300mm
Bowl Depth
120mm




Highland 450

Code
20.6002.SS
Installation
Undermount
Min. Cabinet Size
550mm
Bowl Depth
175mm




Highland 500

Code
20.6003.SS
Installation
Undermount
Min. Cabinet Size
600mm
Bowl Depth
175mm



Highland 700

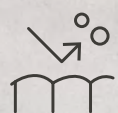
Code
20.6004.SS
Installation
Undermount
Min. Cabinet Size
800mm
Bowl Depth
175mm





EcoGranit

Inspired by nature, Ecogranit sinks are made from 85% quartz, the hardest component of granite, 15% acrylic and colour pigments.



Dirt repellent
effect



Food safe
material




Heat
resistant



Impact
resistant



Odour free
surface




Pro Hygienic 21
surface



Stain-resistant



Sustainable
natural raw
materials



Made in Germany




Made to last
30 year guarantee



Aoraki



Aoraki
860-20



Made in
Germany



proHygienic 21
surface



Range of
finishes

Aoraki 450-10



Code
20.9341.WH

Installation
Over, or
undermount


Finish
Alpina

Min. Cabinet Size
500mm

Bowl Depth
200mm



Nero, 20.9340.BL



Asphalt, 20.0750.GR

Aoraki 550-10


Code
20.9343.WH

Installation
Over, or
undermount

Finish
Alpina

Min. Cabinet Size
600mm

Bowl Depth
200mm



Nero, 20.9342.BL



Asphalt, 20.0751.GR



Aoraki 550-15

Code
20.9345.WH

Installation
Over, or
undermount


Finish
Alpina

Min. Cabinet Size
600mm

Bowl Depth
200 / 130mm



Nero, 20.9344.BL



Asphalt, 20.0752.GR

Aoraki 790-10

Code
20.9332.WH

Installation
Over, or
undermount

Finish
Alpina

Min. Cabinet Size
850mm

Bowl Depth
195mm



Nero, 20.9331.BL



Asphalt, 20.0749.GR



Aoraki 860-20


Code
20.9334.WH

Installation
Over, or
undermount

Finish
Alpina

Min. Cabinet Size
900mm

Bowl Depth
195 / 170mm



Nero, 20.9333.BL



Asphalt, 20.0748.GR


Snowdon



30 year warranty



Functional tap bay



Made in Germany

Snowdon 570-IO

Code
20.9710.WH

Installation
Over, or undermount

Finish
Alpina

Min. Cabinet Size
650mm

Bowl Depth
180mm



Nero, 20.9711.BL



Kaikoura



Kaikoura 860-10


Code
20.9737.WH

Installation
Over, or
undermount

Finish
Alpina

Min. Cabinet Size
450mm

Bowl Depth
190mm



Onyx, 20.9736.BL

Kaikoura 1000-10


Code
20.9743.WH

Installation
Over, or
undermount

Finish
Alpina

Min. Cabinet Size
600mm

Bowl Depth
190mm



Onyx, 20.9742.BL



Kaikoura 1000-15



Code
20.9749.WH

Installation
Over, or
undermount

Finish
Alpina

Min. Cabinet Size
600mm

Bowl Depth
190 / 120mm



Onyx, 20.9738.BL



Kaikoura 1160-20



Code
20.9745.WH

Installation
Over, or
undermount


Finish
Alpina

Min. Cabinet Size
800mm

Bowl Depth
190 / 190mm



Onyx, 20.9744.BL



Made in
Germany



proHygienic 21
surface



Range of
finishes


Egmont




Egmont
1000-I5



30 year
warranty



Stylish,
square design



Made in
Germany

Egmont 860-IO


Code
20.9308.WH

Installation
Over, or
undermount

Finish
Alpina

Min. Cabinet Size
450mm

Bowl Depth
195mm



Nero 20.9309.BL



Asphalt 20.0754.GR

Egmont 1000-IO


Code
20.9392.WH

Installation
Over, or
undermount

Finish
Alpina

Min. Cabinet Size
600mm

Bowl Depth
195mm



Nero 20.9393.BL



Asphalt 20.0756.GR



Egmont 1000-I5



Code
20.9310.WH

Installation
Over, or
undermount

Finish
Alpina

Min. Cabinet Size
600mm

Bowl Depth
195 / 120mm



Nero 20.9311.BL



Asphalt 20.0755.GR



Egmont 1160-20



Code
20.9294.WH

Installation
Over, or
undermount


Finish
Alpina

Min. Cabinet Size
800mm

Bowl Depth
195 / 170mm



Nero 20.9295.BL



Asphalt 20.0753.GR

Luxe Calacatta Gold Living

Feast your eyes! This stunning kitchen features golden timber veneers, accents of black, and brass metallic finishes that pair beautifully with the muted golden and grey marbling of the Calacatta Gold Porcelain splashback and benchtop.

The statement island with both front and end waterfall detail, and book-matched marble veining, enhances the continuity and beauty of the Archant Porcelain marble detailing.

Simple handle-less cabinetry, clean lines, concealed white Aoraki 550-10 under-mounted sink and contemporary brass strip lighting allow the porcelain to take centre stage of this showstopper kitchen.



COMPLETION	DESIGN	FABRICATION	CATEGORY
2021	Mcindoe Kitchens	Mcindoe Kitchens	Residential + Houses

Curated by Archant



Marble Calacatta Gold A
3200x1550x20mm

Code
50.2446.WH



Marble Calacatta Gold A
3200x1550x20mm

Code
50.2448.WH



Aoraki 550-IO,
Alpina

Code
20.9343.WH

Ceramic Butler Sink

Our ceramic sink range is made from porcelain stoneware, a high density material with proven durability and hygienic properties. Not many kitchen materials combine this level of classic style and durability, making the butler aesthetic a prime choice in Archant's ceramic sinkware range.



**Chester
535-IO**

Code
20.1913.WH

Installation
**Island, or
undermount**

Min. Cabinet Size
600mm

Bowl Depth
170mm



**Ashford
535-IO**

Code
20.1910.WH

Installation
**Island, or
undermount**

Min. Cabinet Size
600mm

Bowl Depth
205mm



**Charcoal
20.1911.BL**




**Ashford
400-20**

Code
20.1912.WH

Installation
**Island, or
undermount**

Min. Cabinet Size
900mm

Bowl Depth
200 / 200mm



NEW

Bathroom Vanity

Our stunning stone vanities are built to order with 4 weeks lead time from date of order. Using the highest quality porcelain materials in the world, each one is handcrafted with exquisite detail. Leveraging our versatile design expertise and a vast array of available styles, the bathroom of your dreams is well within reach. If you have a vision, we have the perfect vanity to elevate your space.

Archant Sink
Porcelain Double Vanity,
Colour Black, Matte

Porcelain Single Vanities NEW



Porcelain Single Vanity,
Marble Calacatta, Velvet



Stain and
scratch
resistance



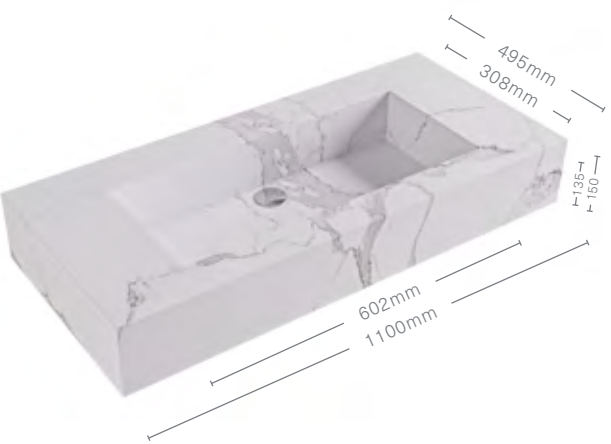
Guaranteed to
never fade



Range of
finishes

Porcelain Single Vanity, 1100mm Marble Statuario, Matte

Code
20.1936.WH
Vanity Overall Length
1100mm
Vanity Overall Width
495mm
Vanity Overall Height
150mm
Bowl Depth
135mm



Marble Calacatta Gold, 20.1937.WH



Marble Calacatta, 20.1938.WH



Marble White, 20.1939.WH



Marble Yamuna, 20.1940.WH



Colour White, 20.1941.WH



Colour Black, 20.1942.BL

Porcelain Single Vanity, 1100mm
Marble Marquinia, Matte


Code
20.1943.BL

Vanity Overall Length
1100mm

Vanity Overall Width
495mm

Vanity Overall Height
150mm

Bowl Depth
135mm



Marble Laurent, 20.1944.BL



Marble Grey, 20.1945.GR



Metal Russet, 20.1946.GR



Metal Burnished, 20.1947.GR



Stone Gris, 20.1948.GR



Stone Noir, 20.1949.GR



Archant Sink
Porcelain Single Vanity,
Marble Marquinia, Matte

**Porcelain Single Vanity, 1100mm
Cement Light Grey, Matte**

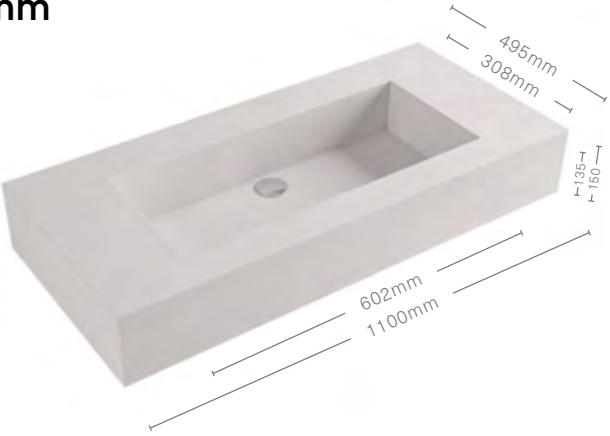
Code
20.1956.GR

Vanity Overall Length
1100mm

Vanity Overall Width
495mm

Vanity Overall Height
150mm

Bowl Depth
135mm



Cement Dark Grey, 20.1959.GR



Archant Sink
Porcelain Single Vanity,
Cement Light Grey, Matte

Porcelain Double Vanities NEW



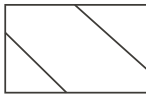
Porcelain Double Vanity,
Marble Statuario, Matte



Stain and
scratch
resistance



Guaranteed to
never fade



Range of
finishes

Porcelain Single Vanity, 1800mm Marble Statuario, Matte

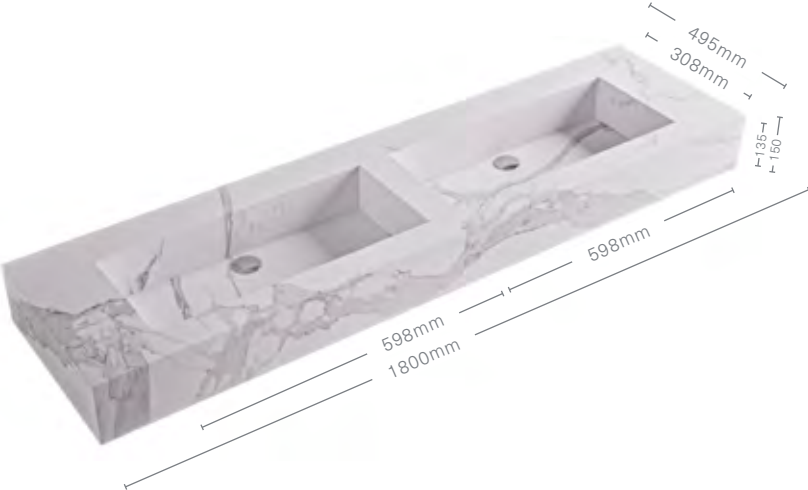
Code
20.1968.WH

Vanity Overall Length
1800mm

Vanity Overall Width
495mm

Vanity Overall Height
150mm

Bowl Depth
135mm



Marble Calacatta Gold, 20.1971.WH



Marble Calacatta, 20.1972.WH



Marble White, 20.1973.WH



Marble Yamuna, 20.1974.WH



Colour White, 20.1975.WH



Colour Black, 20.1976.BL

**Porcelain Single Vanity, 1800mm
Marble Marquinia, Matte**

Code
20.1977.WH

Vanity Overall Length
1800mm

Vanity Overall Width
495mm

Vanity Overall Height
150mm

Bowl Depth
135mm



Marble Laurent, 20.1978.BL



Marble Grey, 20.1979.GR



Metal Russet, 20.1980.GR



Metal Burnished, 20.1981.GR



Stone Gris, 20.1982.GR



Stone Noir, 20.1983.GR



Top:
Porcelain Double Vanity,
Stone Noir, Matte

Bottom:
Porcelain Double Vanity,
Marble Marquinia, Matte

**Porcelain Single Vanity, 1800mm
Cement Light Grey, Matte**


Code
20.1984.GR

Vanity Overall Length
1800mm

Vanity Overall Width
495mm

Vanity Overall Height
150mm

Bowl Depth
135mm




Cement Dark Grey, 20.1985.GR




Top:
Porcelain Double Vanity,
Cement Light Grey, Matte

Bottom:
Porcelain Double Vanity,
Cement Dark Grey, Matte


Sinks & Accessories Index




Robiq 250-10
20.9944.SA
Pg. 17




Robiq 340-10
20.9941.SA
Pg. 17




Robiq 400-10
20.9942.SA
Pg. 17




Robiq 450-10
20.9043.SA
Pg. 17




Robiq 500-10
20.9943.SA
Pg. 17




Robiq 600-10
20.9066.SA
Pg. 17




High Capacity
Overflow & Waste
*Included




Hot Mat Stainless
Steel
20.9689.SA




Colander
Stainless Steel
20.9647.SA



Wood Chopping
Board
20.9566.CB




Sink Miracle
Cleaner
20.9574.CL




Drainer
Stainless Steel
20.9840.SA







Robiq 340/340-20
20.9946.SA
Pg. 19




Robiq 400/400-20
20.9902.SA
Pg. 19




High Capacity
Overflow & Waste
*Included




Hot Mat Stainless
Steel
20.9689.SA




Colander
Stainless Steel
20.9647.SA



Wood Chopping
Board
20.9566.CB




Sink Miracle
Cleaner
20.9574.CL




Drainer
Stainless Steel
20.9840.SA







Robiq 340/155-15 RV
20.9968.SA
Pg. 21




Robiq 400/155-15 RV
20.9969.SA
Pg. 21




Robiq 400/250-15 RV
20.9961.SA
Pg. 21




Robiq 450/200-15 RV
20.9964.SA
Pg. 21




Robiq 500/250-15 RV
20.9970.SA
Pg. 21




High Capacity
Overflow & Waste
*Included




Hot Mat Stainless
Steel
20.9689.SA




Colander
Stainless Steel
20.9647.SA



Wood Chopping
Board
20.9566.CB




Sink Miracle
Cleaner
20.9574.CL




Drainer
Stainless Steel
20.9840.SA







Bolero BOX 210-20
20.7454.SA
Pg. 27




Bolero BOX 210-36
20.7455.SA
Pg. 27




Bolero BOX 210-40
20.7456.SA
Pg. 27




Bolero BOX 210-50
20.7457.SA
Pg. 27




Bolero BOX 210-68
20.7460.SA
Pg. 27




Extension Drainer
20.7500.ZX




Rollamat
20.7502.ZX




Extension Drainer
20.7500.ZX




Rollamat
20.7502.ZX




Chopping Board
20.7506.ZX




Drainer Basket
20.7504.ZX




Strainer Bowl
20.7505.ZX




Chopping Board
20.7507.ZX




Bolero BOX 220-36 DBL
20.7461.SA
Pg. 28




Bolero BOX 220-420/29 SBR
SBR 20.7462.SA
Pg. 28




Bolero BOX 220-420/29 SBL
SBL 20.7463.SA
Pg. 28




Bolero BOX 400/200 SBR
SBR 20.7458.SA
Pg. 28




Bolero BOX 400/200 SBL
SBL 20.7459.SA
Pg. 28




Extension Drainer
20.7500.ZX




Rollamat
20.7502.ZX




Chopping Board
20.7506.ZX



Drainer Basket
20.7504.ZX



Strainer Bowl
20.7505.ZX



Chopping Board
20.7507.ZX





Rambla LUX 610
20.7482.SA
Pg. 29



Deluxe DLT 610
20.7475.SA
Pg. 29



Rollamat
20.7502.ZX



Chopping Board
20.7514.ZX



Rollamat
20.7502.ZX




Chopping Board
20.7514.ZX




Soap Dispenser
20.7495.ZX







Arizona 450-10
20.9680.SA
Pg. 31




Arizona 600-10
20.9681.SA
Pg. 31




Dallas 400-10
20.9686.SA
pg. 31




Dallas 500-10
20.9687.SA
pg. 31




Sink Mounting
Clips
*Included



High Capacity
Overflow & Waste
*Included




Hot Mat
Stainless Steel
20.9689.SA




Sink Miracle
Cleaner
20.9574.CL







Romano 350-10
20.9249.SA
Pg. 32




Romano 420-10
20.9650.SA
Pg. 32



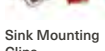
Romano 475-10
20.9651.SA
Pg. 32




Bassano 600-10
20.9428.SA
Pg. 32




Texas 1000-10
20.9688.SA
Pg. 32




Sink Mounting
Clips
*Included




High Capacity
Overflow & Waste
*Included



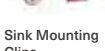
Hot Mat
Stainless Steel
20.9689.SA




Wood Chopping
Board
20.9566.CB




Sink Miracle
Cleaner
20.9574.CL




Sink Mounting
Clips
*Included



High Capacity
Overflow & Waste
*Included



Hot Mat
Stainless Steel
20.9689.SA



Sink Miracle
Cleaner
20.9574.CL



Franke Spark SKX611-100
20.8795.ZZ
Pg. 33



Rollamat
20.7502.ZX



Chopping Board
20.7499.ZX



Drainer Basket
20.7520.ZX



Franke Spark SKX651
20.8795.ZZ
Pg. 33



Nebraska 800-10
20.9631.SA
Pg. 34



Sink Mounting Clips
*Included



Basketwaste & Overflow Kit
*Included



Sealing Tape
*Included



Hot Mat Stainless Steel
20.9689.SA



Colander Stainless Steel
20.9647.SA



Sink Miracle Cleaner
20.9574.CL



Nebraska 1000-15
20.8632.SA
Pg. 34



Sink Mounting Clips
*Included



Basketwaste & Overflow Kit
*Included



Sealing Tape
*Included



Hot Mat Stainless Steel
20.9689.SA



Colander Stainless Steel
20.9647.SA



Wood Chopping Board
20.9566.CB



Sink Miracle Cleaner
20.9574.CL



Nebraska 1220-20
20.8633.SA
Pg. 34



Box Centre BWX 220-54/27 SBR
SBL 20.7469.SA
Pg. 39



Chopping Board
*Included



Wire Rack
*Included



Knife Set
*Included



Knife Holder
*Included



Colander
*Included



Stainless Steel Organiser
*Included



Push Button Waste
*Included



Box Centre BWX 220-54/27 SBR
SBR 20.7468.SA
Pg. 39



Grande Robiq 400-10
LH 20.9654.SA
Pg. 35



Grande Robiq 400-10
RH 20.9653.SA
Pg. 35



Grande Robiq 500-10 LH
LH 20.9656.SA
Pg. 35



Grande Robiq 500-10 RH
RH 20.9655.SA
Pg. 35



Grande Robiq 400/155-15 LH
LH 20.9658.SA
Pg. 35



Grande Robiq 400/155-15 RH
RH 20.9657.SA
Pg. 35



Sink Mounting Clips
*Included



High Capacity Overflow & Waste
*Included



Hot Mat Stainless Steel
20.9689.SA



Colander Stainless Steel
20.9647.SA



Wood Chopping Board
20.9566.CB



Sink Miracle Cleaner
20.9574.CL



Highland 190
20.6001.SS
Pg. 45



Highland 450
20.6002.SS
Pg. 45




Highland 500
20.6003.SS
Pg. 45



Highland 700
20.6004.SS
Pg. 45




Aoraki 450-10
20.0750.GR
Pg. 49




Aoraki 550-10
20.9342.BL
Pg. 49



Snowdon 570-10
20.9711.BL
Pg. 51



Kaikoura 860-10
20.9736.BL
Pg. 53



Kaikoura 1000-10
20.9743.WH
Pg. 53



Basket Waste & Overflow Kit
*Included



Basketwaste Kit Gunmetal
20.9101.GM



Basketwaste Kit Copper
20.9100.CO



Basketwaste Kit Brushed Brass
20.9111.BB



Drainer Basket Stainless Steel
20.9396.SS



Egmont 860-10
20.9308.WH
Pg. 55



Egmont 1000-10
20.9393.BL
Pg. 55



Aoraki 790-10
20.9332.WH
Pg. 49



Basket Waste & Overflow Kit
*Included



Basketwaste Kit Gunmetal
20.9114.GM



Basketwaste Kit Copper
20.9807.CO



Basketwaste Kit Brushed Brass
20.9115.BB



Basketwaste Kit Gunmetal
20.9105.GM



Basketwaste Kit Copper
20.9106.CO




Basketwaste Kit Brushed Brass
20.9113.BB



Basket Waste & Overflow Kit
*Included




Drainer Basket Stainless Steel
20.9396.SS



Aoraki 860-20
20.0748.GR
Pg. 49



Egmont 1000-15
20.9311.BL
Pg. 55



Egmont 1160-20
20.9294.WH
Pg. 55



Basketwaste Kit Gunmetal
20.9103.GM



Basketwaste Kit Copper
20.9104.CO



Basketwaste Kit Brushed Brass
20.9112.BB




Basket Waste & Overflow Kit
*Included



Drainer Basket Stainless Steel
20.9396.SS



Aoraki 550-15
20.9345.WH
Pg. 49



Kaikoura 1000-15
20.9749.WH
Pg. 53



Kaikoura 1160-20
20.9745.WH
Pg. 53



Basket Waste & Overflow Kit
*Included



Chester 535-10
20.1913.WH
Pg. 62



Ashford 535-10
20.1911.BL
Pg. 63



Ashford 400-20
20.1912.WH
Pg. 63



Basketwaste Brushed Brass
20.1964.BR



Basketwaste Chrome
20.9325.CH



Basketwaste Dark Bronze
20.1967.DB



Basketwaste Gold Brass
20.1966.GB



Basketwaste Iron
20.1966.IR



Basketwaste Nickel
20.1961.NI



Basketwaste Pewter
20.1965.PW



Basketwaste Polished Brass
20.1965.PW



Basketwaste Raw Brass
20.1963.BR



Basketwaste Tuscan Brass
20.1969.TB



Rubber Sink Mat
20.1960.RB



Porcelain Single Vanity, Marble Statuario
20.1936.WH
Pg. 67



Porcelain Single Vanity, Marble Calacatta Gold
20.1937.WH
Pg. 67



Porcelain Single Vanity, Marble Calacatta
20.1938.WH
Pg. 67



Porcelain Single Vanity, Marble White
20.1939.WH
Pg. 67



Porcelain Single Vanity, Marble Yamuna
20.1940.WH
Pg. 67



Porcelain Single Vanity, Colour White
20.1941.WH
Pg. 67



Porcelain Single Vanity, Colour Black
20.1942.BL
Pg. 67



Porcelain Single Vanity, Marble Marquinia
20.1943.BL
Pg. 68



Porcelain Single Vanity, Marble Laurent
20.1944.BL
Pg. 68



Porcelain Single Vanity, Marble Grey
20.1945.GR
Pg. 68



Porcelain Single Vanity, Metal Russet
20.1946.GR
Pg. 68



Porcelain Single Vanity, Metal Burnished
20.1947.GR
Pg. 68



Porcelain Single Vanity, Stone Gris
20.1948.GR
Pg. 68



Porcelain Single Vanity, Stone Noir
20.1949.GR
Pg. 68



Porcelain Single Vanity, Cement Light Grey
20.1956.GR
Pg. 70



Porcelain Single Vanity, Cement Dark Grey
20.1959.GR
Pg. 70



Porcelain Double Vanity, Marble Statuario
20.1968.WH
Pg. 73



Porcelain Double Vanity, Marble Calacatta Gold
20.1971.WH
Pg. 73



Porcelain Double Vanity, Marble Calacatta
20.1972.WH
Pg. 73



Porcelain Double Vanity, Marble White
20.1973.WH
Pg. 73



Porcelain Double Vanity, Marble Yamuna
20.1974.WH
Pg. 73



Porcelain Double Vanity, Colour White
20.1975.WH
Pg. 73



Porcelain Double Vanity, Colour Black
20.1976.BL
Pg. 73



Porcelain Double Vanity, Marble Marquinia
20.1977.BL
Pg. 74



Porcelain Double Vanity, Marble Laurent
20.1978.BL
Pg. 74



Porcelain Double Vanity, Marble Grey
20.1979.GR
Pg. 74



Porcelain Double Vanity, Metal Russet
20.1980.GR
Pg. 74



Porcelain Double Vanity, Metal Burnished
20.1981.GR
Pg. 74



Porcelain Double Vanity, Stone Gris
20.1982.GR
Pg. 74



Porcelain Double Vanity, Stone Noir
20.1983.GR
Pg. 74



Porcelain Double Vanity, Cement Light Grey
20.1984.GR
Pg. 76



Porcelain Double Vanity, Cement Dark Grey
20.1985.GR
Pg. 76




Bring your sink back to life


Franke Twisters are designed to clean and enhance the appearance of your sink by removing minor scratches and stubborn water marks.


Use the Franke Twister special sponge and clean the sink surface, then rinse thoroughly and polish with a moist rag or the softer Franke Inox Creme.





Franke Suggested Accessories


- 


Franke Slotted Overflow 75/107
20.5560.ZZ
- 


Franke Semi Waste Basket overflow
20.5559.ZZ
- 


Franke Semi Waste Basket overflow
20.5567.ZZ
- 


Franke Semi Waste Basket overflow kit
20.5557.ZZ
- 


50mm to 40mm Waste Adaptor
20.5556.ZZ
- 

Franke Overflow Extension Tube
20.5561.ZZ
- 

Franke Semi Waste Basket without overflow
20.5558.ZZ
- 


Spazio (PK946)
20.7490.ZX
- 


Tap support arm (TS896)
20.7489.ZX
- 


Cleaner (Inox Crème)
20.7491.ZX
- 


Cleaner (Inox Twister)
20.7492.ZX


EcoGranit Suggested Accessories


- 


Easy Care Cleaning Kit - Large
20.9677.ZZ
- 

Easy Care Cleaning Kit - Small
20.9727.ZZ
- 

Sink Brightener 250ml
20.9725.ZZ
- 

Tap Holesaw Set
20.9678.ZZ
- 


Cleaning Sponge
20.9728.ZZ
- 


Spazio Plumbing Kit - Single
20.9602.ZZ
- 


Spazio Plumbing Kit - Double
20.9303.ZZ





Stainless Steel Sink Suggested Accessories

- 

Spazio Plumbing Kit - Single
20.9602.ZZ
- 

Spazio Plumbing Kit - Double
20.9303.ZZ
- 

Sink Brightener 250ml
20.9725.ZZ
- 

Tap Holesaw Set
20.9678.ZZ
- 

Cleaning Sponge
20.9728.ZZ

Kitchen Solutions

Turbo Elite Waste Disposal with Air Switch

Code 20.7523.ZX	Motor Speed 2700rpm
Model TE-75	Motor Type High torque dual magnetic motor
Installation 3 bolt mounting system	Guarantee 10 years
Motor HP 3/4 HP	



Sorter (SORTER 300-45)

Code 20.7496.ZX
Model SORTER 300-45 DUO
Size 412 x 454 x 383mm
Capacity 21L bins x2
Bin Type Sorter Systems



Sorter (SORTER 300-60)

Code 20.7497.ZX
Model SORTER 300-60 DUO
Size 562 x 454 x 383mm
Capacity 21L bins x2
Bin Type Sorter Systems



Madrid Soap Dispenser

Code 40.7532.BB
Cut-out Size Ø 35mm
Overall Size 79 x 320mm
Finish Brushed Brass
Includes Soap Container (500ml)



Sorting waste for recycling has never been easier

Franke has developed a series of clever waste separation products which help you to take care of our environment.

Separation of the different sorts of wastes has been thought out in detail. The sorter systems glide back into the kitchen cabinet, keeping your kitchen environment clean & fresh.





Archant Tap
Mason Swivel



archant **TAPWARE**

Our fantastic selection of innovative, modern and highly desirable kitchen tapware is selected to meet the highest standards of quality. With a range of shapes and finishes available, your Archant Tap delivers inspiration you can touch and feel everyday.

Bealey

Code
40.9196.CH

Pressure
All Pressures

Feature
Swivel

Finish
Chrome



Swing Swivel

Code
40.1861.CH

Pressure
Mains Pressure

Feature
Swivel

Finish
Chrome



Ozone Pull-Out

Code
40.1866.CH

Pressure
Mains Pressure

Feature
Pull-out spout

Finish
Chrome



Matt Black,
40.1880.BL



Ozone Pull-Out


Madrid

Code
40.9243.BB

Pressure
Mains Pressure

Feature
Fixed

Finish
Brushed Brass



Cape

Code
40.9202 CH

Pressure
All pressures

Feature
Fixed

Finish
Chrome



Madrid Soap Dispenser

Available in Brushed Brass, Copper & Gunmetal

See page 86 for more details



Brushed Brass,
40.7532.BB



Copper,
40.7531.CO



Gunmetal,
40.7533.GM

Basketwaste & Overflow Kit

Available in Brushed Brass, Copper & Gunmetal



Active Plus Swivel

Code
40.1881.BL

Pressure
Mains Pressure

Feature
Swivel

Finish
Matt Black



Active Plus Pull-Out

Code
40.1872.CH

Pressure
Mains Pressure

Feature
Pull-out spout

Finish
Chrome



Matt Black, 40.1882.BL



Sinos Pull-Out

Code
40.1870.CH

Pressure
Mains Pressure

Feature
Pull-out spout

Finish
Chrome



Onyx,
40.1884.BL



Sinos
Pull-Out



Mythos Pull-out

Code
40.1885.BL

Pressure
Mains Pressure

Feature
Pull-out spout

Finish
Onyx



Huka

Code
40.9296.CH

Pressure
Mains Pressure

Feature
Swivel

Finish
Mains Pressure



Ion Kitchen Mixer

Code
40.0821.BL

Pressure
Mains Pressure

Feature
Swivel

Finish
Black



Chrome,
40.0820.CH



Brushed Nickel,
40.0822.BN

Ion Kitchen Mixer



Okura

Code
40.9204.CH

Pressure
Mains Pressure

Feature
Swivel

Finish
Chrome



Percy

Code
40.9299.CH

Pressure
All Pressures

Feature
Swivel

Finish
Chrome



NEW

Marbella Swivel

Code
40.1908.SS

Pressure
Mains Pressure

Feature
Swivel

Finish
Stainless Steel



Brushed Brass
40.1906.BB



NEW

Marbella Pull-Out

Code
40.1909.SS

Pressure
Mains Pressure

Feature
Pull-out

Finish
White



Brushed Brass
40.1907.BB

Marbella
Pull-Out



NEW

Mason Swivel

Code
40.1904.WH

Pressure
Mains Pressure

Feature
Swivel

Finish
White



NEW

Mason Pull-Out

Code
40.1905.WH

Pressure
Mains Pressure

Feature
Pull-out

Finish
White



Mason
Pull-out

Stirling Swivel

Code
40.1895.SS

Pressure
Mains Pressure

Feature
Swivel

Finish
Stainless Steel



Gunmetal,
40.1897.GM



Black Steel,
40.1900.BL



Stirling Pull-Out Spray

Code
40.1896.SS

Pressure
Mains Pressure

Feature
Pull-out Spray

Finish
Stainless Steel



Gunmetal,
40.1898.GM



Black Steel,
40.1901.BL



Stirling Swivel

Uno Gooseneck

Code
40.0811.CH

Pressure
All Pressures

Feature
Swivel

Finish
Chrome



Black
40.0812.BL



Brushed Nickel
40.0813.BN



Uno Gooseneck
with Pull-Out

Code
40.0814.CH

Pressure
Mains pressures

Feature
Pull-out spout

Finish
Chrome



Black
40.0815.BL



Brushed Nickel
40.0816.BN



Pyra Light Pull-Out

Code
40.1874.CH

Pressure
Mains Pressure

Feature
Pull-out spout

Finish
Chrome



Pyra Pull-Out

Code
40.1886.BL

Pressure
Mains Pressure

Feature
Pull-out spout

Finish
Matt Black



Pyra Light Pull-Out



Otto Gooseneck

Code
40.9197.CH

Pressure
All Pressures

Feature
Swivel

Finish
Chrome



Otto Gooseneck with Water filter

Code
40.9198.CH

Pressure
Mains Pressure

Feature
Swivel

Finish
Chrome



Otto Gooseneck



Opal

Code
40.9199.CH

Pressure
Mains Pressures

Finish
Chrome



Dawson

Code
40.9297.CH

Pressure
Mains Pressures

Finish
Chrome



Opal



Stunning South Island Home, Designed to Delight

Archant Quartz was the surface of choice for the kitchen benchtop. Chosen for its superior stain resistance and durability. This was a perfect choice for a busy family home. The cool, icy tones of Glacier Nova are softened by the introduction of natural warm veins that snake through the surface. With a finish reminiscent of natural stone, Glacier Nova is self-possessed and calm with a reserved glamour that is suited to kitchens of all styles.

Black tapware was used throughout the kitchen to balance and contrast against the crisp white kitchen benchtop. The black tapware also visually connects the center island to the back black benchtop. A beautiful seamless connection.



COMPLETION

2021

DESIGN

Kathryn Watson, Advanced Joinery
Donna Jones, Design Option

FABRICATION

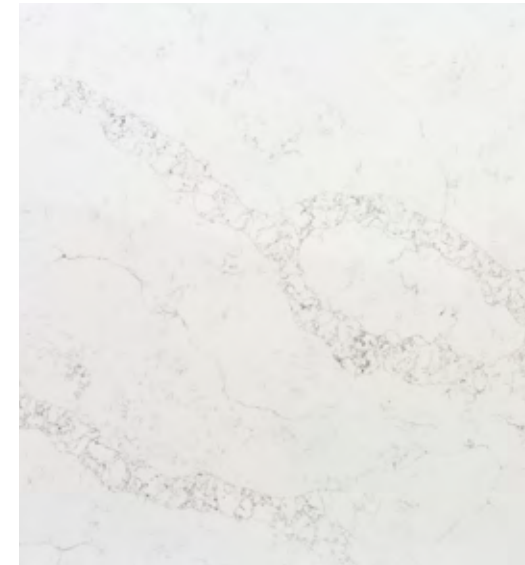
Advanced Joinery

CATEGORY

Residential + Houses



Curated by Archant



Glacier Nova
3200x1550x20mm

Code
50.2446.WH



**Uno Gooseneck,
Pull-out Spout, Black**

Code
40.0815.BL

Taps & Accessories Index



Bealey
40.9196.CH
Pg. 90



Swing Swivel
40.1861.CH
Pg. 90



Ozone Pull-out
40.1880.BL
Pg. 90



Cape
40.9202.CH
Pg. 92



Marbella Swivel NEW
40.1906.BB
Pg. 100



Marbella Pull-out NEW
40.11907.BB
Pg. 100



Mason Swivel NEW
40.1902.BL
Pg. 102



Mason Pull-out NEW
40.1903.BL
Pg. 102



Madrid
40.9240.CO
Pg. 92



Madrid Soap Dispenser
Available in Brushed Brass, Copper & Gunmetal
Pg. 86



Basketwaste & Overflow Kit
Available in Brushed Brass, Copper & Gunmetal
Pg. 93



Stirling Swivel
40.1900.BL
Pg. 104



Stirling Pull-out Spray
40.1901.BL
Pg. 104



Uno Gooseneck
40.0813.BN
Pg. 106



Uno Gooseneck with Pull-out
40.0816.BN
Pg. 106



Active Plus Swivel
40.1881.BL
Pg. 94



Active Plus Pull-out
40.1882.BL
Pg. 94



Sinos Pull-out
40.1884.BL
Pg. 94



Mythos Pull-out
40.1885.BL
Pg. 96



Pyra Light Pull-out
40.1874.CH
Pg.108



Pyra Pull-out
40.1886.BL
Pg. 108



Otto Gooseneck
40.9197.CH
Pg. 110



Otto Gooseneck with Water Filter
40.9198.CH
Pg. 110



Huka
40.9096.CH
Pg. 96



Ion Kitchen Mixer
40.0820.CH
Pg. 96



Okura
40.9204.CH
Pg. 98



Percy
40.9299.CH
Pg. 98



Opal
40.9199.CH
Pg.112



Dawson
40.9297.CH
Pg. 112



Archant Handle
Fade Collection



archant HANDLES

Archant handles and knobs offer European style at your fingertips. The collection includes new, innovative designs and timeless favorites in nickel, brass, ceramic and chrome finishes.

Edge Straight

The Edge Straight collection features the perfect pull handle. Edgy, creative and modern, this range will add a contemporary element to any space. With a wide range of colours, and 3 different sizes available, this collection can adorn your kitchen, laundry or bathroom cabinetry.



Finish
Black

Material
Aluminium

Code	Hole centre	Overall	Projection
30.0476.BL	20mm	40mm	41mm
30.2076.BL	80mm	200mm	41mm
30.3576.BL	160mm	350mm	41mm



Antique Brown
40mm 30.0494.AB
200mm 30.2941.AB
350mm 30.3594.AB



Brushed Brass
40mm 30.0431.BB
200mm 30.2311.BB
350mm 30.3531.BB



Bright Anodised
40mm 30.0412.BA
200mm 30.2121.BA
350mm 30.3512.BA



Bright Chrome
40mm 30.0481.BC
200mm 30.2081.BC
350mm 30.3581.BC



Inox Look
40mm 30.0466.IL
200mm 30.2061.IL
350mm 30.3566.IL



Brushed Anthracite
40mm 30.0491.BA
200mm 30.2091.BA
350mm 30.3591.BA



White
40mm 30.0490.WH
200mm 30.2901.WH
350mm 30.3590.WH



Brushed Rose Gold
40mm 30.0487.BG
200mm 30.2871.BG
350mm 30.3587.BG



Blaze 2

The Blaze 2 is a minimal and modern-styled pull handle with a strong linear form. The small change in the surface inclination catches the light and catches your eye. The Blaze 2 is available in our four popular finishes, Black, Brushed Brass, Brushed Anthracite and Inox Look to further accentuate your kitchen or bathroom design.



Finish
Brushed Brass

Material
Aluminium

Code	Hole centre	Overall	Projection
30.0418.BB	20mm	60mm	40mm
30.0422.BB	80mm	200mm	39.5mm
30.0426.BB	160mm	350mm	40mm



Inox Look

60mm 30.0419.IL
200mm 30.0423.IL
350mm 30.0427.IL



Black

60mm 30.0420.BL
200mm 30.0424.BL
350mm 30.0428.BL



Brushed Anthracite

60mm 30.0421.BA
200mm 30.0425.BA
350mm 30.0429.BA



Tirane

The Tirane is a classic pull handle with a strong functional form. The rounded edge rounds off the visual impact of the handle. The Tirane’s are available in Brushed Nickel and Black Chrome, with the latter finish providing a finish for those darker or moody themes.



Finish
Brushed Nickel

Material
Aluminium


Code	Hole centre	Overall	Projection
30.1084 .BN	32mm	46mm	44mm
30.1085.BN	64mm	78mm	44mm
30.1086.BN	96mm	110mm	44mm
30.1087.BN	128mm	142mm	44mm
30.1088.BN	160mm	174mm	44mm
30.1089.BN	256mm	270mm	44mm
30.1090.BN	320mm	334mm	44mm
30.1091.BN	416mm	430mm	44mm
30.1092.BN	544mm	558mm	44mm
30.1093.BN	608mm	622mm	44mm



Finish
Black Chrome

Material
Aluminium

Code	Hole centre	Overall	Projection
30.1071.BC	64mm	78mm	44mm
30.1072.BC	96mm	110mm	44mm
30.1073.BC	128mm	142mm	44mm
30.1074.BC	160mm	174mm	44mm
30.1075.BC	256mm	270mm	44mm
30.1076.BC	320mm	334mm	44mm
30.1077.BC	416mm	430mm	44mm
30.1078.BC	544mm	558mm	44mm
30.1079.BC	608mm	622mm	44mm




Torrance (Bow)

The Torrance is the ultimate pull handle with its streamlined yet shapely design and its availability in 9 differing sizes. With so many options available, you can match the Torrance handle to fit the exact sizes of your cabinetry for a clean and modern aesthetic.



Finish	Inox Look	
Material	Zinc Alloy	
Code	Overall	Projection
30.5040.IL	196mm	42mm
30.5041.IL	296mm	42mm
30.5042.IL	396mm	42mm
30.5043.IL	496mm	42mm
30.5044.IL	596mm	42mm
30.5045.IL	796mm	42mm
30.5046.IL	896mm	42mm

Wow



Finish	Inox Look		
Material	Zinc Alloy		
Code	Hole centre	Overall	Projection
30.5010.IL	64mm	96mm	42mm
30.5011.IL	160mm	192mm	42mm
30.5012.IL	256mm	320mm	42mm



Trim



Finish
Antique Bronze
Material
Aluminium

Code	Overall	Projection
30.5026.AB	296mm	38mm
30.5027.AB	396mm	38mm
30.5028.AB	445mm	38mm
30.5029.AB	596mm	38mm



Inox Look
295mm 30.5020.IL
395mm 30.5021.IL
445mm 30.5022.IL
596mm 30.5023.IL
796mm 30.5024.IL
896mm 30.5025.IL

Arezzo



Finish
Brushed Nickel
Material
Zinc Alloy

Code	Hole centre	Overall	Projection
30.1083.BN	96mm	124mm	42mm




Back



Finish
Inox Look
Material
Zinc Alloy

Code	Hole centre	Overall	Projection
30.5000.IL	128mm	201mm	16mm



Swell®

NEW

Swell® is a collection which embraces the movements of water. Featuring a unique embrace of the New Zealand ocean the Swell® includes tapered undulations to mimic the swell and tides of our oceans. Exclusively designed and manufactured by Archant.



Finish
Antique Brass

Material
Aluminium

Code	Hole centre	Overall	Projection
30.0902.AB	32mm	52mm	21mm
30.0907.AB	96mm	116mm	21mm
30.0912.AB	160mm	180mm	21mm
30.0917.AB	320mm	340mm	21mm



Brushed Brass

32mm	30.0901.BB
96mm	30.0906.BB
160mm	30.0911.BB
320mm	30.0916.BB



Black

32mm	30.0903.BL
96mm	30.0908.BL
160mm	30.0913.BL
320mm	30.0918.BL



Brushed Anthracite

32mm	30.0904.BA
96mm	30.0909.BA
160mm	30.0914.BA
320mm	30.0919.BA



Estate

The elegant collection of Estate handles boasts a strong linear design with an emphasis on creating a well-defined horizontal aesthetic. With a wide array of colours and sizes to choose from, the Estate range is an ideal solution for any number of designs.



Finish
Brushed Brass

Material
Aluminium

Code	Hole centre	Overall	Projection
30.1592.BB	32mm	44mm	25mm
30.1595.BB	160mm	190mm	25mm
30.1598.BB	320mm	350mm	25mm



Inox Look
32mm 30.1593.IL
160mm 30.1596.IL
320mm 30.1599.IL



Black
32mm 30.1594.BL
160mm 30.1597.BL
320mm 30.1600.BL



Duo & Seta

Complementing the scandi-minimalist design style, the Duo & Seta allows the perfect incorporation of curves and rounded shapes into your kitchen or bathroom. By fitting the Duo in pairs, you can create the sought-after and in vogue full-moon handle feature. In its simplicity, the Seta is a beautiful and versatile knob and is available in a range of matching finishes.



Duo

Finish
Brushed Nickel

Material
Zinc Alloy

Code	Hole centre	Overall	Projection
30.0938.BN	32mm	74mm	20mm
30.0941.BN	64mm	100mm	20mm
30.0944.BN	96mm	140mm	20mm



Brass
32mm 30.0936.BB
64mm 30.0939.BB
96mm 30.0942.BB



Black
32mm 30.0937.BL
64mm 30.0940.BL
96mm 30.0943.BL

Seta

Finish
Brushed Nickel

Material
Zinc Alloy

Code	Overall	Projection
30.0975.BN	32mm	28mm
30.0979.BN	45mm	28mm



Brushed Anthracite
32mm 30.0976.BA
45mm 30.0980.BA



Black
32mm 30.0977.BL
45mm 30.0981.BL



Brass
32mm 30.0978.BB
45mm 30.0982.BB



Rio & Swan

Unassuming and subtle, the Rio and Swan focusses on a rounded design to create this effect. With Antique finishes available, the Rio and Swan perfectly sit atop of cabinetry and drawers.



Rio

Finish
Inox Look
Material
Zinc Alloy

Code	Hole centre	Overall	Projection
30.5087.IL	128mm	164mm	30mm
30.5091.IL	256mm	296mm	30mm



Antique Brown
128mm 30.5086.BR
256mm 30.5090.BR



Antique Grey
128mm 30.5085.GR
256mm 30.5089.GR



Black
128mm 30.5088.BL
256mm 30.5092.BL



Swan

Finish
Inox Look
Material
Zinc Alloy

Code	Hole centre	Overall	Projection
30.5095.IL	64mm	72mm	31mm



Antique Grey
30.5093.GR



Antique Brown
30.5094.BR



U-Turn & Bell

Rounded and subtle, the U turn and Bell complement each other with clean curves. These designs are synonymous with Danish design and are particularly fitting in a traditional theme where touches of history are combined with classic finishes and a rounded design.



U-Turn

Finish
Black
Material
Zinc Alloy

Code	Hole centre	Overall	Projection
30.5138.BL	160mm	187mm	38mm



Antique Brown
30.5136.BR



Inox Look
30.5137.IL



Antique Grey
30.5135.GR



Bell

Finish
Black
Material
Zinc Alloy

Code	Overall
30.5143.BL	42mm



Antique Brown
30.5141.BR



Inox Look
30.5142.IL



Antique Grey
30.5140.GR



Luck

The Luck collection is inspired by the geometry and form of signet rings. The design follows a tight form yet is still warm and welcoming thanks to the soft and rounded shaping. Add the Luck to simple cabinet fronts to create a true ‘wow’ moment within your kitchen.



Luck

Finish
Black
Material
Zinc Alloy

Code	Hole centre	Overall	Projection
30.1722.BL	160mm	164mm	30mm



Inox Look
30.1721.IL



Brushed Brass
30.1720.BB



Luck Knob

Finish
Black
Material
Zinc Alloy

Code	Hole centre	Overall	Projection
30.1719.BL	32mm	72mm	31mm



Inox Look
30.1718.IL



Brushed Brass
30.1717.BB



Slim & Vista

The Slim and Vista collection focus on a simplistic and streamlined design. This creates a kitchen experience that is functional, but maintain the danish quality finish. These designs provide a D handle range that is unparalleled and provides and understated impression in the space.



Slim

Finish

Black

Material

Zinc Alloy

Code	Hole centre	Overall	Projection
30.5071.BL	160mm	200mm	30mm
30.5073.BL	320mm	360mm	30mm
30.5075.BL	448mm	488mm	30mm



Inox Look

160mm	30.5070.IL
320mm	30.5072.IL
488mm	30.5074.IL



Vista

Finish

Inox Look

Material

Zinc Alloy

Code	Hole centre	Overall	Projection
30.5120.IL	160mm	176mm	38mm
30.5128.IL	320mm	336mm	38mm



Brushed Anthracite

160mm	30.5124.BA
320mm	30.5129.BA



Siena

Our extensive collection of Siena handles checks all the boxes in terms of style and durability. What’s missing from the product specifications though, is the way these slender handles transforms existing cabinetry with elegant appeal.



Finish
Brushed Anthracite
Material
Zinc Alloy

Code	Hole centre	Overall	Projection
30.3825.BA	128mm	160mm	30mm
30.3826.BA	160mm	192mm	30mm
30.3827.BA	256mm	289mm	30mm
30.3828.BA	320mm	356mm	30mm



Brass
128mm 30.3820.BB
160mm 30.3821.BB
256mm 30.3822.BB
320mm 30.3823.BB



Black
128mm 30.3815.BL
160mm 30.3816.BL
256mm 30.3817.BL
320mm 30.3818.BL



Fold

The Fold features a bold structural design to create an industrialized and grounded feel to the space. The Fold defines the characteristics of raw metal emphasizing the strength and solidity of metal. Available with a matching faceted knob, the range is also available in five finishes to suit the colour theme of any space; Antique Grey, Antique Brown, Inox Look, Black Nickel and Antique Copper.



Fold Handle

Finish
Inox Look

Material
Zinc Alloy

Code	Hole centre	Overall	Projection
30.5117.IL	160mm	170mm	32mm



Antique Brown
30.5116.BR



Antique Grey
30.5115.GR



Black Nickel
30.5118.BL



Fold Knob

Finish
Antique Brown

Material
Zinc Alloy

Code	Hole centre	Overall	Projection
30.5111.BR	32mm	40mm	32mm



Inox Look
30.5112.IL



Black Nickel
30.5113.BL



Antique Grey
30.5110.GR



Classic

This range boasts a timeless quality grounded in traditional style. The handle and knob complement each other perfectly to emphasize the classic appeal. The designs combine the rounded shape with a bold rectangular outline which makes an architectural statement. With antique finishes also available, the Classic range is the perfect finishing touch for your traditional space.



Classic Handle

Finish
Inox Look
Material
Zinc Alloy

Code	Hole centre	Overall	Projection
30.5107.IL	160mm	175mm	38mm



Antique Brown
30.5106.BR



Antique Grey
30.5105.GR



Classic Knob

Finish
Inox Look
Material
Zinc Alloy

Code	Overall
30.5102.IL	34mm



Antique Brown
30.5101.BR



Antique Grey
30.5100.GR



Henley

Drawing its inspiration from the gently knurled seeds of the centre of a sunflower on a summer’s day. The sensual, sleek yet strong facade of the Henley, combined with a chic industrial effect, gives this beautiful range a subtle balance of pared down perfection and delicate detailing to create an enduring statement piece.



Henley Pull

Finish
Brushed Satin Brass
Material
Brass

Code	Hole centre	Overall	Projection
30.3233.BB	128mm	128mm	34mm
30.3237.BB	160mm	160mm	34mm
30.3241.BB	192mm	192mm	34mm



Chrome
128mm 30.3232.PC
160mm 30.3236.PC
192mm 30.3240.PC



Brushed Bronze
128mm 30.3218.BZ
160mm 30.3219.BZ
192mm 30.3220.BZ



Black Chrome
128mm 30.3234.BL
160mm 30.3238.BL
192mm 30.3242.BL



Henley Knob

Finish
Brushed Satin Brass
Material
Brass

Code	Overall
30.3225.BB	29mm
30.3229.BB	35mm



Chrome
29mm 30.3223.PC
35mm 30.3228.PC



Brushed Bronze
29mm 30.3221.BZ
35mm 30.3222.BZ



Black Chrome
29mm 30.3226.BL
35mm 30.3230.BL



Berkley NEW

Add some luxe to your cabinetry with these solid brass handles featuring a beautiful, knurled diamond texture combined with modern brushed satin ends. This style of handle features delicate, ridged criss-crossed diagonal lines that create the popular & exquisite knurled feel and appearance, and a texture that catches natural light.



Berkley

Finish
Brushed Brass
Material
Brass

Code	Hole centre	Overall	Projection
30.0921.BB	160mm	179mm	32.5mm
30.0926.BB	256mm	275mm	32.5mm
30.1915.BB NEW	640mm	659mm	32.5mm



Antique Brass
160mm 30.0922.AB
256mm 30.0927.AB
640mm 30.1916.AB NEW



Brushed Nickel
160mm 30.0925.BN
256mm 30.0930.BN
640mm 30.1919.BN NEW



Pewter
160mm 30.0924.PW
256mm 30.0929.PW
640mm 30.1918.PW NEW



Black
160mm 30.0923.BL
256mm 30.0928.BL
640mm 30.1917.BL NEW



Berkley Knob

Finish
Brushed Brass
Material
Brass

Code	Overall
30.0931.BB	30mm



Antique Brass
30.0932.AB



Brushed Nickel
30.0935.BN



Pewter
30.0934.PW



Black
90.0933.BL



FP Manor

FP Manor is an elegant slant on industrial-style interiors. The collection is characterised by a diamond-like pattern that produces an aura of exclusiveness with a dash of history to the design. The FP Manor Handle is available with, and without, the back plate and the entire collection is available in the Antique Brass and Black finish.



FP Manor

Finish
Antique Brass
Material
Zinc Alloy

Code	Hole centre	Overall	Projection
30.1251.AB	128mm	182mm	36mm
30.1254.AB	192mm	246mm	36mm



Black
128mm 30.1252.BL
192mm 30.1255.BL



FP Manor Back

Finish
Antique Brass
Material
Zinc Alloy

Code	Hole centre	Overall	Projection
30.1263.AB	128mm	190mm	39mm
30.1266.AB	192mm	254mm	39mm



Black
128mm 30.1264.BL
192mm 30.1267.BL



FP Manor T

Finish
Antique Brass
Material
Zinc Alloy

Code	Overall	Projection
30.1257.AB	35mm	39mm



Black
35mm 30.1258.BL



FP Manor Knob

Finish
Antique Brass
Material
Zinc Alloy

Code	Overall	Projection
30.1260.AB	30mm	35mm




Black
30mm 30.1261.BL



Fade®

NEW

With Fade®, it's time to put the limitations of great design to rest. The experts will tell you that good design is all about style. Some will argue that the key element should be functionality. With our new product Fade®, you can enjoy both. These handles, knobs, and pulls were inspired by the simple elegance of nature.




Fade®


Finish
Brushed Brass

Material
Aluminium


Code	Hole centre	Overall	Projection
30.0959.BB	160mm	179mm	37mm
30.0964.BB	256mm	275mm	37mm
30.0969.BB	320mm	339mm	37mm
30.0974.BB	480mm	500mm	37mm



Antique Brass
160mm 30.0958.AB
256mm 30.0963.AB
320mm 30.0968.AB
480mm 30.0973.AB



Brushed Anthracite
160mm 30.0957.BA
256mm 30.0962.BA
320mm 30.0967.BA
480mm 30.0972.BA




Black
160mm 30.0956.BL
256mm 30.0961.BL
320mm 30.0966.BL
480mm 30.0971.BL

Fade® T-Bar


Finish
Brushed Brass

Material
Aluminium


Code	Overall	Projection
30.0954.BB	50mm	15mm




Antique Brass
30.0953.AB



Brushed Anthracite
30.0952.BA



Black
30.0951.BL




Fade® Knob


Finish
Brushed Brass

Material
Aluminium


Code	Overall	Projection
30.0949.BB	50mm	15mm



Antique Brass
30.0948.AB



Brushed Anthracite
30.0947.BA



Black
30.0946.BL

158

Find detailed specifications at archant.co.nz

0800 ARCHANT

159

Crossing NEW

With the timeless beauty of timber, the new line of Crossing handles is a stylish way to add natural appeal to your space. The lacquered finish provides lasting performance as does the solid quality of oak that it's made from.



Crossing

Finish
Oak Lacquered
Material
Timber

Code	Hole centre	Overall	Projection
30.3604.BR	160mm	168mm	39mm
30.3605.BR	320mm	328mm	39mm
30.3606.BR		T-45mm	39mm



Black Ash
160mm 30.3607.BL
320mm 30.3608.BL
T-45mm 30.3609.BL



Join NEW

Incorporate the warm, organic tones of timber into your design with the Join handle. Made from a natural oak with a lacquered finish, the natural quality of wood lends an element of the outdoors to your interior.



Join

Finish
Oak Lacquered
Material
Timber

Code	Hole centre	Overall	Projection
30.3610.BR	160mm	240mm	36mm
30.3611.BR	320mm	400mm	36mm
30.3612.BR		T-45mm	



Ellipse



Finish
Brushed Brass

Material
Aluminium

Code
30.5554.BB

Overall
42mm

Projection
24mm



Inox look
30.5555.IL



Brushed
Anthracite
30.5552.BA



Black
30.5553.BL



Montrase



Finish

Pewter

Material

Zinc Alloy

Code

30.2525.PW

Overall

33mm



Brushed Nickel
30.1505.BN



Black
30.2523.BL



Antique Brass
30.2522.AB



Stella Knob



Finish

Brushed Anthracite

Material

Zinc Alloy

Code

30.3824.BA

Overall

30mm

Projection

29mm



Monmouth

A perennial favourite, the Monmouth family combines simple geometric shapes with warm edges, perfectly indulging the Shaker values. The range of defining and expressive Croft finishes give you the opportunity for an elegant British touch in your space.



Monmouth Pull

Finish
Antique Copper
Material
Zinc Alloy

Code	Hole centre	Overall	Projection
30.1826.CO	128mm	193mm	26mm
30.1832.CO	160mm	232mm	26mm



Brushed Nickel
128mm 30.1828.BN
160mm 30.1834.BN



Brass
128mm 30.1784.BB
160mm 30.1785.BB



Monmouth Knob

Finish
Antique Copper
Material
Zinc Alloy

Code	Overall
30.1838.CO	32mm
30.1841.CO	38mm



Brushed Nickel
32mm 30.1840.BN
38mm 30.1843.BN



Brass
32mm 30.1786.BB
38mm 30.1787.BB



Monmouth Round Cup

Finish
Antique Copper
Material
Zinc Alloy

Code	Hole centre	Overall	Projection
30.1844.CO	64mm	104mm	26mm



Brushed Nickel
30.1846.BN



Brass
30.1783.BB



Knightsbridge

Knightsbridge evokes the soft echo from endless circles of gently rippling water. Delicate, desirable, enduring. Classic, clean, and promising timeless elegance, the Knightsbridge family is the ultimate in enduring interior style.



Knightsbridge Cup

Finish
Brushed Nickel
Material
Brass

Code	Hole centre	Overall	Projection
30.1847.BN	96mm	133mm	36mm



Brushed Satin Brass
30.1857.BB



Brushed Bronze
30.1855.BZ



Knightsbridge Knob

Finish
Brushed Nickel
Material
Brass

Code	Overall
30.1849.BN	32mm



Brushed Satin Brass
30.1858.BB




Brushed Bronze
30.1856.BZ



Calgary

An instant classic, the Calgary combines elegant curves, bold styling and carefully crafted detailing to create a masterpiece.



Calgary Cup

Finish
Antique Copper
Material
Zinc Alloy

Code	Hole centre	Overall	Projection
30.1820.CO	128mm	157mm	29mm



Brushed Nickel
30.1821.BN



Polished Nickel
30.1822.PN



Brass
30.1779.BB



Calgary Knob

Finish
Antique Copper
Material
Zinc Alloy

Code	Overall
30.1823.CO	40mm



Brushed Nickel
30.1824.BN



Polished Nickel
30.1825.PN



Brass
30.1780.BB



Delamore



Finish
Antique Brass

Material
Zinc Alloy

Code	Hole centre	Overall	Projection
30.1922.AB	64mm	80mm	27mm



Pewter
30.1925.PW



Black
30.1923.BL



Arnwick



Finish
Black

Material
Steel

Code	Overall	Projection
30.5602.BL	87mm	40mm



Burnished Iron
30.5601.BI

Pharma



Finish
Antique Grey

Material
Zinc Alloy

Code	Hole centre	Overall
30.5096.GR	64mm	95mm



Inox Look
30.5098.IL



Antique Brown
30.5097.BR



Gudgeon



Finish
Brushed Nickel
Material
Zinc Alloy

Code	Hole centre	Overall	Projection
30.6230.BN	96mm	127mm	33mm
30.6231.BN	128mm	159mm	33mm
30.6232.BN	160mm	191mm	33mm
30.6238.BN	192mm	223mm	33mm
30.6233.BN	256mm	287mm	33mm
30.6234.BN	320mm	351mm	33mm
30.6235.BN	416mm	447mm	33mm
30.6236.BN	544mm	575mm	33mm
30.6237.BN	608mm	639mm	33mm
30.6218.BN	736mm	767mm	33mm



Munich



Finish
Brushed Nickel
Material
Zinc Alloy

Code	Hole centre	Overall	Projection
30.3570.BN	128mm	144mm	40mm
30.3571.BN	160mm	176mm	40mm
30.3572.BN	256mm	272mm	40mm
30.3573.BN	320mm	336mm	40mm
30.3575.BN	384mm	400mm	40mm
30.3578.BN	512mm	528mm	40mm



Cortona



Finish
Brushed Nickel
Material
Zinc Alloy

Code	Hole centre	Overall	Projection
30.1486.BN	128mm	135mm	25mm
30.1487.BN	160mm	167mm	25mm
30.1488.BN	256mm	263mm	25mm
30.1489.BN	320mm	328mm	25mm



Altare



Finish
Brushed Nickel
Material
Zinc Alloy

Code	Hole centre	Overall	Projection
30.6000.BN	160mm	170mm	28mm
30.6010.BN	256mm	266mm	28mm
30.6015.BN	320mm	330mm	28mm



Black
160mm 30.6001.BL
256mm 30.6011.BL
320mm 30.6016.BL



White
160mm 30.6002.WH
256mm 30.6012.WH
320mm 30.6017.WH

Stanstead



Finish
Brushed Aluminium
Material
Aluminium

Code	Hole centre	Overall	Projection
30.6305.BA	128mm	192mm	30mm
30.6306.BA	192mm	256mm	30mm
30.6307.BA	320mm	384mm	30mm
30.6308BA	480mm	544mm	30mm

Matches
Fisher & Paykel
appliances



Gadsby



Finish
Brushed Nickel
Material
Zinc Alloy

Code	Hole centre	Overall	Projection
30.1183.BN	128mm	156mm	30mm
30.1206.BN	160mm	190mm	30mm
30.1246.BN	256mm	286mm	30mm
30.1247.BN	320mm	350mm	30mm



Satin Chrome
128mm 30.1184.SC
160mm 30.1207.SC

Manor



Finish
Satin Chrome

Material
Aluminum

Code	Hole centre	Overall	Projection
30.1188.SC	128mm	140mm	30mm
30.1190.SC	192mm	204mm	30mm
30.1193.SC	480mm	492mm	30mm



Montella



Finish
Brushed Nickel

Material
Aluminum

Code	Hole centre	Overall	Projection
30.1491.BN	160mm	168mm	35mm
30.1492.BN	224mm	232mm	35mm
30.1493.BN	320mm	328mm	35mm
30.1494.BN	480mm	488mm	35mm

Larino



Finish
Brushed Nickel

Material
Aluminium

Code	Hole centre	Overall	Projection
30.1540.BN	160mm	185mm	30mm
30.1541.BN	224mm	249mm	30mm
30.1542.BN	320mm	345mm	30mm
30.1543.BN	480mm	505mm	30mm



Karaka



Finish
Brushed Nickel

Material
Stainless Steel

Code	Hole centre	Overall	Projection
30.1551.BN	128mm	136mm	30mm
30.1552.BN	160mm	168mm	30mm
30.1553.BN	192mm	200mm	30mm
30.1554.BN	288mm	296mm	30mm
30.1555.BN	352mm	360mm	30mm
30.1556.BN	480mm	488mm	30mm

Marcella



Finish
Black
Material
Aluminium

Code	Hole centre	Overall	Projection
30.3520.BL	128mm	141mm	30mm
30.3521.BL	160mm	173mm	30mm
30.3522.BL	256mm	269mm	30mm
30.3523.BL	320mm	335mm	30mm
30.3524.BL	480mm	494mm	30mm



Brushed Nickel
128mm 30.3513.BN
160mm 30.3514.BN
256mm 30.3515.BN
320mm 30.3516.BN
480mm 30.3517.BN



Brushed Anthracite
128mm 30.3533.BA
160mm 30.3534.BA
256mm 30.3535.BA
320mm 30.3536.BA
480mm 30.3537.BA



Brass
128mm 30.3525.BB
160mm 30.3526.BB
256mm 30.3527.BB
320mm 30.3528.BB
480mm 30.3529.BB

Sarnen



Finish
Copper
Material
Zinc Alloy

Code	Hole centre	Overall	Projection
30.3790.CO	128mm	135mm	28mm
30.3791.CO	160mm	167mm	28mm
30.3792.CO	256mm	263mm	28mm
30.3793.CO	320mm	327mm	28mm
30.3794.CO	480mm	487mm	28mm



Brushed Nickel
128mm 30.3690.BN
160mm 30.3691.BN
256mm 30.3692.BN
320mm 30.3693.BN
480mm 30.3694.BN




Brushed Anthracite
128mm 30.3806.BA
160mm 30.3807.BA
256mm 30.3808.BA
320mm 30.3809.BA
480mm 30.3810.BA



Brass
128mm 30.3795.BB
160mm 30.3796.BB
256mm 30.3797.BB
320mm 30.3798.BB
480mm 30.3799.BB



Black
128mm 30.3890.BL
160mm 30.3891.BL
256mm 30.3892.BL
320mm 30.3893.BL
480mm 30.3894.BL



Cassino



Finish
Black
Material
Aluminium

Code	Hole centre	Overall	Projection
30.6041.BL	128mm	172mm	30mm
30.6051.BL	160mm	204mm	30mm
30.6061.BL	320mm	376mm	30mm
30.6071.BL	480mm	536mm	30mm



Brushed Nickel
128mm 30.6040.BN
160mm 30.6050.BN
320mm 30.6060.BN
480mm 30.6070.BN



White
128mm 30.6042.WH
160mm 30.6052.WH
320mm 30.6062.WH
480mm 30.6072.WH



Anzio



Finish
Brushed Anthracite
Material
Zinc Alloy

Code	Hole centre	Overall	Projection
30.1568.BA	128mm	144mm	28mm
30.1569.BA	160mm	176mm	28mm
30.1570.BA	256mm	272mm	28mm
30.1571.BA	320mm	337mm	28mm



Brushed Nickel
128mm 30.1510.BN
160mm 30.1511.BN
256mm 30.1512.BN
320mm 30.1513.BN



Brass
128mm 30.1564.BB
160mm 30.1565.BB
256mm 30.1566.BB
320mm 30.1567.BB



Black
128mm 30.1525.BL
160mm 30.1526.BL
256mm 30.1527.BL
320mm 30.1528.BL

Dunstall



Finish
Brushed Nickel
Material
Zinc Alloy

Code	Hole centre	Overall	Projection
30.3471.BN	96mm	130mm	26mm
30.3472.BN	128mm	159mm	26mm
30.3473.BN	160mm	194mm	26mm
30.3474.BN	192mm	224mm	26mm
30.3470.BN	256mm	274mm	26mm
30.3476.BN	320mm	354mm	26mm



Satin Chrome
96mm 30.3445.SC
128mm 30.3446.SC
160mm 30.3163.SC
192mm 30.3443.SC
256mm 30.3440.SC



Black
96mm 30.3434.BL
160mm 30.3478.BL
256mm 30.3480.BL
320mm 30.3481.BL



Evanda



Finish
Brushed Nickel
Material
Aluminium

Code	Hole centre	Overall	Projection
30.3464.BN	64mm	72mm	26mm
30.3465.BN	128mm	136mm	26mm
30.3466.BN	160mm	168mm	26mm
30.3467.BN	256mm	268mm	26mm
30.3468.BN	320mm	330mm	26mm

Candello



Finish
Brushed Nickel
Material
Aluminium

Code	Hole centre	Overall	Projection
30.3680.BN	128mm	158mm	34mm
30.3681.BN	160mm	190mm	34mm
30.3682.BN	256mm	286mm	34mm
30.3683.BN	320mm	350mm	34mm
30.3697.BN	480mm	510mm	34mm
30.3698.BN	544mm	574mm	34mm



Panama



Finish
Brushed Nickel
Material
Aluminum

Code	Hole centre	Overall	Projection
30.6280.BN	96mm	104mm	25mm
30.6281.BN	128mm	136mm	25mm
30.6282.BN	160mm	168mm	25mm
30.6283.BN	224mm	232mm	25mm
30.6284.BN	320mm	328mm	25mm
30.6285.BN	480mm	488mm	25mm

Novara




Finish
Brushed Nickel
Material
Zinc Alloy

Code	Hole centre	Overall	Projection
30.3648.BN	128mm	162mm	26mm
30.3649.BN	160mm	194mm	26mm
30.3650.BN	256mm	291mm	26mm
30.3651.BN	320mm	354mm	26mm



Sinclair



Finish
Brushed Nickel
Material
Zinc Alloy

Code	Hole centre	Overall	Projection
30.6286.BN	128mm	140mm	30mm
30.6287.BN	160mm	172mm	30mm
30.6288.BN	256mm	268mm	30mm



Meano



Finish
Natural Iron
Material
Iron

Code	Hole centre	Overall	Projection
30.3905.NI	160mm	178mm	36mm
30.3906.NI	256mm	270mm	36mm

Glenda



Finish
Brushed Anthracite
Material
Zinc Alloy

Code	Hole centre	Overall	Projection
30.6298.BA	128mm	137mm	27mm
30.6299.BA	160mm	169mm	27mm
30.6300.BA	256mm	265mm	27mm
30.6301.BA	320mm	329mm	27mm



Brushed Nickel
128mm 30.6270.BN
160mm 30.6271.BN
256mm 30.6272.BN
320mm 30.6273.BN



Black
128mm 30.6274.BL
160mm 30.6275.BL
256mm 30.6276.BL
320mm 30.6277.BL



Brass
128mm 30.6294.BB
160mm 30.6295.BB
256mm 30.6296.BB
320mm 30.6297.BB

Pescara



Finish
Brushed Nickel
Material
Zinc Alloy

Code	Hole centre	Overall	Projection
30.1021.BN	96mm	115mm	25mm
30.1022.BN	128mm	147mm	25mm
30.1023.BN	160mm	179mm	25mm
30.1024.BN	256mm	275mm	25mm
30.1012.BN	320mm	339mm	25mm
30.1013.BN	480mm	499mm	25mm



Black Chrome
96mm 30.1025.BC
128mm 30.1026.BC
160mm 30.1027.BC
256mm 30.1028.BC
320mm 30.1029.BC
480mm 30.1014.BC



Slimbow



Finish
Brushed Nickel
Material
Zinc Alloy

Code	Hole centre	Overall	Projection
30.3038.BN	96mm	110mm	25mm
30.3039.BN	128mm	150mm	25mm



Satin Chrome
96mm 30.3048.SC
128mm 30.3049.SC



Varzi



Finish
Brushed Nickel
Material
Zinc Alloy

Code	Hole centre	Overall	Projection
30.1500.BN	128mm	158mm	24mm
30.1501.BN	160mm	190mm	27mm
30.1502.BN	256mm	286mm	309mm

Copparo



Finish
Black
Material
Zinc Alloy

Code	Hole centre	Overall	Projection
30.1481.BL	128mm	142mm	30mm
30.1482.BL	160mm	174mm	30mm
30.1483.BL	224mm	237mm	30mm
30.1484.BL	320mm	334mm	30mm
30.1485.BL	480mm	493mm	30mm



Kennedy



Finish
Brushed Nickel
Material
Zinc Alloy

Code	Hole centre	Overall	Projection
30.3090.BN	128mm	140mm	22mm
30.3091.BN	160mm	172mm	22mm
30.3093.BN	224mm	236mm	22mm

Napier Hill Villa Renovation

Situated on Napier Hill, with stunning sea and hill views, this villa was renovated by Bibby+Brady.

The serene paint tones, pop of warm brass combined with the luxurious textured benchtop has created a calming and inviting Scandinavian-themed kitchen.



DESIGN	PHOTOGRAPHY	CATEGORY
Bibby+Brady	Florence Charvin	Residential



Curated by Archant



**Estate,
160mm, Brushed Brass**

Code
30.1595.BB



**Metropolis Oyster,
3200x1550x20mm**

Code
50.8296.GR

Venice



Finish
Anodised

Material
Aluminium

Code	Overall	Width
30.1290.AN	1800mm	18.5mm
30.1173.AN	2500mm	18.5mm

You can powder-coat to any desired finish. Use Anodised finish for best results

Ezi-Treviso



Anodised



Brushed Nickel

Anodised	Brushed	Overall	Width	Material
Code	Code			
30.1294.AN	-	1800mm	16.5mm	Aluminium
30.1122.AN	-	2500mm	16.5mm	Aluminium
30.1295.AN	30.1297.BN	1800mm	18.5mm	Aluminium
30.1137.AN	30.1220.BN	2500mm	18.5mm	Aluminium

Easy screw or glue-on install



Ezi-Venice



Anodised



Brushed Nickel

Anodised	Brushed	Overall	Width	Material
Code	Code			
30.1291.AN	-	1800mm	16.5mm	Aluminium
30.1018.AN	-	2500mm	16.5mm	Aluminium
30.1292.AN	30.1296.BN	1800mm	18.5mm	Aluminium
30.1156.AN	30.1189.BN	2500mm	18.5mm	Aluminium

Easy screw or glue-on install



Vercelli



Use the Top Profile for top drawer pull

Vercelli Top

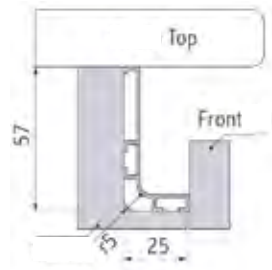
Finish
Brushed Brass

Material
Aluminium

Installation
Lengths are fitted to carcass using fixing brackets - see opposite page

Code
30.1479.BB

Overall
4200mm



Matt Black
30.1471.BL



White
30.1477.WH



Anodised
30.1465.AN



Brushed Nickel
30.1375.BN



Use the Centre Profile for both top and lower drawer pulls

Vercelli Centre

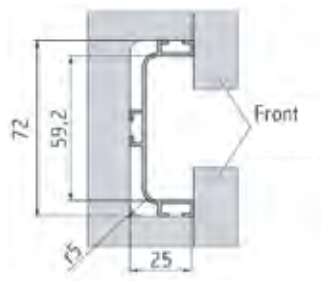
Finish
Brushed Brass

Material
Aluminium

Installation
Lengths are fitted to carcass using fixing brackets - see opposite page

Code
30.1480.BB

Overall
4200mm



Matt Black
30.1472.BL



White
30.1478.WH



Anodised
30.1466.AN



Brushed Nickel
30.1378.BN



Vercelli profile caps & corners



30.1427.BB



Black | White | Anodised
| Brushed Nickel



30.1469.BL



White | Anodised |
Brushed Nickel



30.1428.BB



Black | White | Anodised
| Brushed Nickel



30.1470.BL




White | Anodised |
Brushed Nickel



30.1280.ZP

White	Black	Brushed Nickel	Anodised	Brushed Brass	Name	Used with	Material
30.1473.WH	30.1467.BL	30.1273.BN	30.1461.AN	30.1427.BB	External End Cap	Top Profile	Plastic
30.1474.WH	30.1468.BL	30.1274.BN	30.1462.AN	30.1428.BB	External End Cap	Centre Profile	Plastic
30.1475.WH	30.1469.BL	30.1276.BN	30.1463.AN	-	Internal Corner	Top Profile	Aluminium
30.1476.WH	30.1470.BL	30.1277.BN	30.1464.AN	-	External Corner	Top Profile	Aluminium

Gola





Gola 1730

Finish
Anodised

Material
Aluminium

Code	Overall	Width
30.1415.AN	3900mm	19.6mm




Gola 8100

Finish
Anodised

Material
Aluminium

Code	Overall	Width
30.1416.AN	3900mm	22mm



Gola 8300

Finish
Anodised

Material
Aluminium

Code	Overall	Width
30.1422.AN	3900mm	22mm





























































Gola profile caps & corners



Code	Name	Used with	Material	Finish
30.1417.AL	Gola connector su102	Gola 8300	Plastic	Black
30.1418.AL	Gola connector su105	Gola 8100	Plastic	Black
30.1419.AL	Gola connector su106	Gola 8100 & 8300	Plastic	Black
30.1420.AL	Gola end caps tg104	Gola 8100	Plastic	Grey
30.1425.AL	Gola internal/external corner	Gola 8300	Plastic	Grey
30.1421.AL	Gola internal/external corner	Gola 8100	Plastic	Grey
30.1423.AL	Gola external end caps	Gola 8300	Plastic	Grey
30.1424.AL	Gola internal end caps	Gola 8300	Plastic	Grey

Handles Index

				
Edge Straight pg. 122	Blaze 2 pg. 124	Tirane pg. 126	Torrance (Bow) pg. 128	Wow pg. 129
				
				
Trim pg. 130	Arezzo pg. 131	Back pg. 131	Swell® pg. 132	Estate pg. 134
				
				
Duo pg. 136	Seta pg. 136	Rio pg. 138	Swan pg. 138	U-Turn pg. 140
				
				
Bell pg. 140	Luck pg. 142	Luck Knob pg. 142	Slim pg. 144	Vista pg. 144
				
				
Siena pg. 146	Fold Handle pg. 148	Fold Knob pg. 148	Classic Handle pg. 150	Classic Knob pg. 150

				
Henley Pull pg. 152	Henley Knob pg. 152	Berkley pg. 154	Berkley Knob pg. 154	FP Manor pg. 156
				
				
FP Manor Back pg. 156	FP Manor T pg. 157	FP Manor Knob pg. 157	Fade® pg. 158	Fade® T-Bar pg. 158
				
				
Fade® Knob pg. 159	Crossing pg. 160	Join pg. 162	Ellipse pg. 164	Montrase pg. 166
				
				
Stella Knob pg. 167	Monmouth Pull pg. 168	Monmouth Knob pg. 168	Monmouth Round Cup pg. 169	Knightsbridge Cup pg. 170
				
				
Knightsbridge Knob pg. 170	Calgary Cup pg. 172	Calgary Knob pg. 172	Delamore pg. 174	Arnwick pg. 174



Pharma
pg. 175



Gudgeon
pg. 176



Munich
pg. 176



Cortona
pg. 178



Altare
pg. 178



Stanstead
pg. 179



Gadsby
pg. 179



Manor
pg. 180



Montella
pg. 180



Larino
pg. 181



Karaka
pg. 181



Marcella
pg. 182



Sarnen
pg. 183



Cassino
pg. 184



Anzio
pg. 184



Dunstall
pg. 185



Evanda
pg. 185



Candello
pg. 186



Panama
pg. 186



Novara
pg. 187



Sinclair
pg. 187



Meano
pg. 187



Glenda
pg. 188



Pescara
pg. 189



Slimbow
pg. 190



Varzi
pg. 190



Copparo
pg. 191



Kennedy
pg. 191



Venice
pg. 196



Ezi-Venice
pg. 196



Ezi-Treviso
pg. 197



Vercelli Top
pg. 198



Vercelli Centre
pg. 198



Gola 1730
pg. 200



Gola 8100
pg. 200



Gola 8300
pg. 200



Benchtop
Archant Quartz - Glacier Nova
Design
Kathryn Watson, Advanced Joinery
Donna Jones, Design Option



archant QUARTZ

Archant's engineered stone portfolio brings you uncompromising quality with an unsurpassed beauty. It is contemporary, provides flexibility and fuels creative ambition for kitchen design. The surface is manufactured using quality crushed Italian quartz and subject to a range of rigorous quality standards.

Why Archant Quartz?

With beautiful on trend colourways, Archant's Quartz collection is crafted to dramatically enhance your interior design schemes and colour palettes. Our range is more daring, with colours and contrasts that will help you define kitchens in new ways. Taking it's inspiration from nature, we bring you colours that are soulful and intimate while adding a hint of drama.



12 year warranty

Peace of mind comes as standard with Archant Quartz. Not only is it produced to the highest possible standards, it also offers a 12 year warranty.



Food safe

As Archant Quartz is a nonporous surface and resists stains, when properly cleaned, it does not allow the growth of mould, mildew and bacteria ensuring a perfectly food-safe benchtop to prepare food on.



Sustainable

Archant Quartz is sourced from responsible manufacturers mainly from Italy who are not only famous for their design and quality but for their environmental consciousness. The factory is GREENGUARD Gold Certified for low emissions.



Stain resistant

Archant Quartz is a non-porous surface due to advanced manufacturing process where natural resins are used to seal the surface. This makes the surface highly resistant to staining from daily household products such as coffee, wine, lemon juice, olive oil, vinegar and makeup.



Durable

The most advanced manufacturing process is used to produce Archant Quartz, a truly durable Italian surface. The process includes, sourcing the finest ground quartz, combining with natural resins and compacting to a strong and durable slab.




Scratch resistant

Quartz is one of nature's hardest materials, so using a blend of this raw material and compacting at Santamargherita's advanced manufacturing plant creates a benchtop surface with exceptional scratch resistance.




Our Quartz Range

Ultimate Series pg. 210



Impressions Series pg. 224




Endevour Series pg. 228



Economy Series pg. 230




Veined Oyster



Glacier Nova




Pearl Grey




Vittoria White



Virginia




Fusion White




City White

NEW



Metropolis Oyster



Metropolis Brown



Metropolis Grey



Fusion Taupe



Metropolis Steel



Fusion Grey



Metropolis Galaxy



Code
50.8295.GR

Finish
Textured

Slab Dimensions
L 3200 x W 1550 x T 20mm

Fusion Black




Code
50.8307.BL

Finish
Polished

Slab Dimensions
L 3200 x W 1550 x T 20mm



City Dark NEW




Code
50.8310.BL

Finish
Matte

Slab Dimensions
L 3200 x W 1550 x T 20mm


Celestial White



Code
50.8119.WH

Finish
Polished

Slab Dimensions
L 3300 x W 1650 x T 20mm



Full slab

Close-up




Serene Trace



Code
50.8382.ST (20mm)
50.8376.ST (30mm)

Finish
Polished

Slab Dimensions
L 3200 x W 1600 x T 20mm
L 3200 x W 1600 x T 30mm



Close-up



Cathedral


NEW



Code
50.3013.WH (20mm)
50.3014.WH (30mm)

Finish
Textured

Slab Dimensions
L 3200 x W 1600 x T 20mm
L 3200 x W 1600 x T 30mm



Close-up


Aura

NEW

Code
50.3011.WH (20mm)
50.3012.WH (30mm)

Finish
Textured

Slab Dimensions
L 3200 x W 1600 x T 20mm
L 3200 x W 1600 x T 30mm




Close-up

Full slab



Polar White

NEW




Ashgrove

NEW



Frost White




Code
50.3017.WH (20mm)
50.3018.WH (30mm)

Finish
Polished

Slab Dimensions
L 3200 x W 1600 x T 20mm
L 3200 x W 1600 x T 30mm

Magma Grey



Code
50.3021.WH (20mm)
50.3022.WH (30mm)

Finish
Textured

Slab Dimensions
L 3200 x W 1600 x T 20mm
L 3200 x W 1600 x T 30mm



Archant

Simple Green Stone Cleaner

Cleans, protects and maintains
Ready to use
Does not leave streaks

Kitset code
50.8658.ZX

Size
750ml

In the box
Cleaner and microfibre cloth



For every-day cleaning of small stone surfaces such as kitchen bench-tops, tabletops, bathroom vanity tops and wall tiles. Enhances the appearance of the stone and leaves a pleasant odour.



Care and Maintenance
We want you to enjoy your new stone surface for its lifetime. Care and cleanliness is the secret to ensuring your surface retains its beauty. Our quartz based surfaces will resist permanent staining when exposed to common household liquids like wine, tea, vinegar, fizzy drink, vegetables oil, coffee, and grease. We do recommend spills are wiped up as soon as possible because it is easier to deal with a spill than a dried stain.

Additional Recommendations
With our Metropolis slab, this product is made from natural materials and is subject to variations in colour, shade and grain structure.

As there may be variation in the channels and indentations, we strongly suggest you view larger samples in our showroom, along with viewing the full slab your fabricator intends to use. Each slab from our Metropolis range is unique.

Archant Quartz Size Index

Colours	Jumbo 3200x1550mm	Jumbo 3300x1600mm	20mm Thickness	30mm Thickness	Page number
City Dark	●		●		222
City White		●	●		216
Fusion Black	●		●		223
Fusion Grey	●		●	●	220
Fusion Taupe	●		●		220
Fusion White	●		●	●	215
Glacier Nova		●	●	●	211
Metropolis Brown	●		●		218
Metropolis Galaxy	●		●		222
Metropolis Grey	●		●		219
Metropolis Oyster	●		●		217
Metropolis Steel	●		●		221
Pearl Grey		●	●	●	212
Veined Oyster	●		●	●	210
Virginia		●	●		214
Vittoria White		●	●		213
Celestial White	●		●		224
Serene Trace		●	●	●	226
Aura		●	●	●	229
Cathedral		●	●		228
Ashgrove		●	●	●	231
Frost White		●	●	●	232
Magma Grey		●	●	●	233
Polar White		●	●	●	230

Exquisite and Extended Bungalow - Ash Road Residence

The smooth, velvety patterns of the Metropolis Oyster combine with the stark white background for a distinguished, sophisticated finish. Flowing swirls of grey are overlaid with subtle specks of dark grey for contrast. A sense of motion meets calm stillness for a truly serene effect. The dramatic waterfall edges bring added style, creating an inspiring area for meal prep and dining. The benchtop is further complimented by the Stirling Gooseneck tap in a gunmetal finish. This modern and versatile swiveling tap offers quality and timeless style.



COMPLETION	DESIGN	FABRICATION	PHOTOGRAPHY	CATEGORY
2022	Ash Road	Stone by Design	Blade Scenes (Regan Cornelius)	Residential + Houses



Curated by Archant



**Metropolis Oyster,
Textured, 20mm**

Code
50.8296.GR



**Stirling Swivel,
Gunmetal**

Code
40.1897.GM



Surfaces
Archant Porcelain - Marble Yamuna



archant PORCELAIN

Archant Porcelain is large format porcelain stoneware by Florim Stone for decorative surfaces. The surface features an exceptional resistance to mechanical stress while being lightweight, versatile and boasts an extremely high aesthetic impact. Produced by Florim Stone, the collections range from the neutrality of a single colour, the texture of stone and cement, the elegance of marble and the extravagance of metal.



Why Porcelain?

Archant Porcelain is large-format porcelain stoneware for decorative surfaces, manufactured by Florim. Lightweight, versatile and with an extremely high aesthetic impact, Archant Porcelain opens up new frontiers in design environments, ensuring maximum freedom of expression.



Ultra-high heat resistance

The hottest pans from your hob will never be an issue as Archant Porcelain is resistant to thermal stress and ultra-high temperatures. No need for a hot mat again.



Guaranteed to never fade

Archant Porcelain is colour stable, due to its use of proven digital manufacturing processes. It will maintain its appearance over its entire life span.



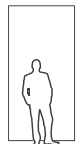
Superior stain resistance

Archant Porcelain stoneware is a mixture of natural raw materials, so it does not stain or yellow as it contains no resins.



Exceptional scratch resistance

Using a sophisticated blend of natural raw materials and proprietary technologies, Archant Porcelain has created a near unscratchable kitchen surface.



Limitless possibilities

Large format slabs (3200 x 1600mm) in 6 and 12mm thicknesses means you can consider all of your kitchen's components, fully customized to your style.



The ultimate in practicality

Due to its non porous nature, cleaning up day to day spills is simple and easy. It is also food safe, hygienic, and does not require sealing.



Perfect for the outdoors

Ultra violet (UV) rays do not damage, change the colour or fade Archant Porcelain. This makes it perfect for both indoor and outdoor applications.




Peace of mind


Peace of mind comes as standard with Archant Porcelain. Not only is it produced to the highest possible standards it also offers a lifetime warranty.

Our Porcelain Range

Cement Collection pg. 244




Cement Light Grey




Cement Dark Grey

Colour Collection pg. 252




Colour White




Colour Black

Stone Collection pg. 256



Stone Gris



Stone Noir

Metal Collection pg. 260




Metal Burnished


Marble Collection pg. 266



Marble Calacatta Gold A/B



Marble White A/B




Marble Breach A/B




Marble Eternal Gold A/B




Marble Statuario A/B



Marble Calacatta




Marble Yamuna



Marble Grey



Marble Marquinia



Marble Laurent

Possible Usage



Splashback



Benchtop



Flooring



Wall

Manufactured by

FLORIM
stone

Cement Light Grey

S B F W

With its cool, grey tones this porcelain surface is the perfect reproduction of a light concrete finish. It makes a great base on which to build an industrial-style kitchen as it pairs perfectly with stainless-steel and can be contrasted with darker colours for excellent visual effect.


Cement Light Grey is available in a matte finish and in slabs of 3200mm x 1600mm x 6mm and 12mm deep.

Code
50.2431.GR (6mm)
50.2432.GR (12mm)


Collection
Cement

Finish
Matte

Slab Dimensions (LxWxT)
L 3200 x W 1600 x T 6mm
L 3200 x W 1600 x T 12mm



Possible Usage
S Splashback B Benchtop F Flooring W Wall



Flooring
Cement Light Grey

Cement Dark Grey

S B F W

A deeper, moodier finish than the Cement Light Grey, this porcelain surface creates a richer, more nuanced result particularly when paired with very dark or very light cabinetry and other fixtures. Being an excellent imitation of dark grey concrete, the surface is a flawless fit with both contemporary and industrial kitchen designs.


Cement Dark Grey is available in a velvet finish and in slabs of 3200mm x 1600mm x 6mm and 12mm deep.

Code
50.2435.GR (6mm)
50.2436.GR (12mm)

Collection
Cement

Finish
Velvet

Slab Dimensions (LxWxT)
L 3200 x W 1600 x T 6mm
L 3200 x W 1600 x T 12mm



Possible Usage

S B F W

S Splashback B Benchtop F Flooring W Wall



Benchtop & Cabinet Fronts
Cement Dark Grey

The Calming Beauty of Cement Grey - Disraeli Street Residence

In this stunning New Zealand home, the concept designed by at.space sought to create a peaceful environment with an open flow throughout. This vision was brought to life in part by the smart application of Archant Porcelain in Cement Dark Grey.

Modern and clean, the neutral tones of the kitchen benchtop are accentuated by the warm quality of full-height timber cabinetry. The visible oak grain works in conjunction with the porcelain's dimpled surface texture. With accents of antique brass, the designers struck a delicate balance with the unique home's harder finishes.




THE CALMING BEAUTY OF CEMENT GREY
- DISRAELI STREET RESIDENCE

COMPLETION	DESIGN	PHOTOGRAPHY	CATEGORY
2022	at.space	Michelle Weir	Residential + Houses



THE CALMING BEAUTY OF CEMENT GREY
- DISRAELI STREET RESIDENCE

Curated by Archant



**Cement Dark Grey,
Velvet, 12mm**

Code
50.2436.GR

Colour White

S B F W

Crisp white is a popular choice for kitchen designs for a very good reason – it is versatile and applicable within a wide range of kitchen styles. White porcelain looks clean and bright when used adjacent to cool tones and can really bring a kitchen to life. Alternatively, white can be used effectively to create visual contrast and added aesthetic appeal.

Colour White is available in a matte finish and in slabs of 3200 x 1600mm with 6mm and 12mm thicknesses available.

Code
50.2437.WH (6mm)
50.2438.WH (12mm)
50.2601.WH (20mm)

Collection
Colour

Finish
Matte

Slab Dimensions (LxWxT)
L 3200 x W 1600 x T 6mm
L 3200 x W 1600 x T 12mm
L 3200 x W 1600 x T 20mm



Possible Usage
S Splashback B Benchtop F Flooring W Wall



Colour Black

S B F W

Black brings an edgy touch to any kitchen space and no more so than this porcelain surface with its matte finish. The deep rich tones of matte black bring a sophisticated essence to the room and can be matched with a wide range of complementary and contrasting colours and textures. Black makes the ideal base on which to build a kitchen design.

Colour Black is available in a matte finish and in slabs of 3200mm x 1600mm with 6mm, 12mm and 20mm thicknesses available.

Code
50.2439.BL (6mm)
50.2440.BL (12mm)
50.2600.BL (20mm)

Collection
Colour
Finish
Matte

Slab Dimensions (LxWxT)
L 3200 x W 1600 x T 6mm
L 3200 x W 1600 x T 12mm
L 3200 x W 1600 x T 20mm



Possible Usage
S Splashback B Benchtop F Flooring W Wall



Stone Gris

S B F W

Pale white, creams and greys make up this porcelain surface that swirls and whirls to create a sense of movement. Its tranquil mood enhances a range of kitchen design options and brings a sense of character and life to the space. This lighter stone-look is upbeat and lively which makes the kitchen feel warm and welcoming.


Gris Stone is available in a matte finish and in slabs of 3200mm x 1600mm x 6mm and 12mm deep.

Code
50.2488.GR (6mm)
50.2497.GR (12mm)

Collection
Stone

Finish
Matte

Slab Dimensions (LxWxT)
L 3200 x W 1600 x T 6mm
L 3200 x W 1600 x T 12mm



Possible Usage
S Splashback B Benchtop F Flooring W Wall



Stone Noir

S B F W

A deeply textured porcelain surface, Noir Stone has a matte finish that perfectly accentuates its lush black and grey tones. Moody and mysterious, this surface creates an immediate atmosphere for the kitchen and sets the scene with its complex combination of shades. For those seeking to create a dramatic effect, Noir Stone is perfect for a monochromatic colour scheme where it visually pops.


Noir Stone is available in a matte finish and in slabs of 3200mm x 1600mm x 6mm and 12mm deep.

Code
50.2489.BL (6mm)
50.2498.BL (12mm)

Collection
Stone

Finish
Matte

Slab Dimensions (LxWxT)
L 3200 x W 1600 x T 6mm
L 3200 x W 1600 x T 12mm



Possible Usage

S B F W

S Splashback B Benchtop F Flooring W Wall



Flooring
Stone Noir

Drawers
Colour Black

Metal Burnished

S B F W

Another metal-effect surface, but Burnished Metal is a stunning combination of blacks, browns and greens that show off the oxidation effect so well. This porcelain surface brings a mysterious yet opulent effect to the kitchen with its textured surface of wave-like patterns. The undulating effect gives the surface added depth which adds to the overall ambience of the room.


Burnished Metal is available in a matte finish and in slabs of 3200mm x 1600mm x 6mm and 12mm deep.

Code
50.2483.GR (6mm)
50.2492.GR (12mm)

Collection
Metal

Finish
Matte

Slab Dimensions (LxWxT)
L 3200 x W 1600 x T 6mm
L 3200 x W 1600 x T 12mm



Possible Usage
S Splashback B Benchtop F Flooring W Wall



Benchtop
Metal Burnished

Designed with Timeless Decadence - Hyatt Auckland

The Hyatt, situated in Auckland, New Zealand, is a stunning example of the transformative power of great design.

Archant Porcelain is used in a variety of jaw-dropping applications including the kitchen, bathroom and living areas. Natural light abounds, reflected from the elegant and decorative surfaces.

Each detail from the walls to the flooring transcend the typical hotel stay. With exquisite porcelain benchtops and sleek vanities, guests will enjoy high-end amenities that far exceed their expectations.



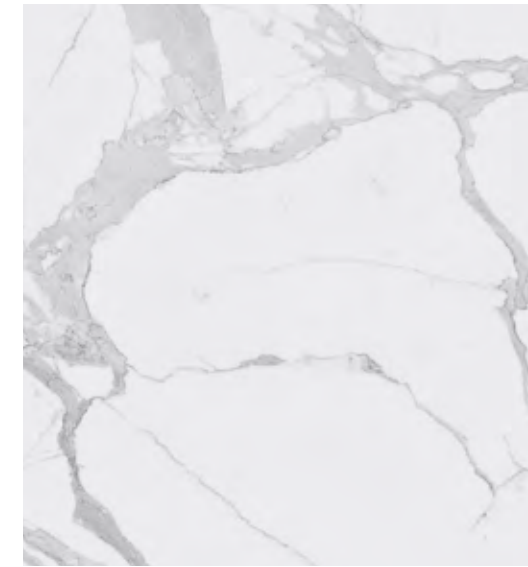
COMPLETION
2020

MATERIALS
Archant Porcelain

CATEGORY
Hospitality




Curated by Archant




**Marble Statuario A,
Matte, 6mm**

Code
50.2441.WH



**Marble Statuario B,
Matte, 6mm**

Code
50.2443.WH



Marble Calacatta Gold

S B F W

A neutral base shines with streaks of browns, golds and taupes to create Marble Calacatta Gold A & B. This porcelain surface with its matte finish is an accurate reproduction of the refined luxury of marble, making it the perfect partner for a wide range of kitchen styles.

Marble Calacatta Gold is available in a matte finish and in slabs of 3200mm x 1600mm with 6mm, 12mm and 20mm thicknesses available.

Code

50.2445.WH (6mm)

50.2446.WH (12mm)

50.2045.WH (20mm)

Collection

Marble

Finish

Matte

Slab Dimensions (LxWxT)

L 3200 x W 1600 x T 6mm

L 3200 x W 1600 x T 12mm

L 3200 x W 1600 x T 20mm

A& B versions
available for
bookmatching

Code

50.2447.WH (6mm)

50.2448.WH (12mm)

50.2046.WH (20mm)

Collection

Marble

Finish

Matte

Slab Dimensions (LxWxT)

L 3200 x W 1600 x T 6mm

L 3200 x W 1600 x T 12mm


L 3200 x W 1600 x T 20mm

Possible Usage

S Splashback B Benchtop F Flooring W Wall



A



B

1600mm





Walls
Marble Calacatta Gold

Marble White

S B F W

Marble White features an alternative vein design that enhances the white and grey movements. Again, White is a timeless addition to any kitchen or interior space so it won't become out dated or anytime soon.

Marble White is available in a matte finish and in slabs of 3200mm x 1600mm x 6mm and 12mm deep.

Code
50.2449.WH (6mm)
50.2450.WH (12mm)

Collection
Marble

Finish
Matte

Slab Dimensions (LxWxT)
L 3200 x W 1600 x T 6mm
L 3200 x W 1600 x T 12mm

A& B versions
available for
bookmatching

Code
50.2510.WH (6mm)
50.2703.WH (12mm)

Collection
Marble


Finish
Matte

Slab Dimensions (LxWxT)
L 3200 x W 1600 x T 6mm
L 3200 x W 1600 x T 12mm

Possible Usage
S Splashback B Benchtop F Flooring W Wall



A



B



Marble Breach

S B F W

Dramatically monochromatic, Marble Breach is a formulation of intense visceral veins which create a stark contrast to the pure expanse of its white base. The slab explores a dynamic colour dichotomy to excite the senses and create divergent emotions of luxury and mysticism. To further explore the authenticity and richness of marble, the veins are intricately outlined in soft pencil-like shading adding depth and dimension to the veining.

Marble Breach is available in a matte finish and in slabs of 3200 x 1600 x 12mm.

Code
50.2422.WH

Collection
Marble

Finish
Matte

Slab Dimensions (LxWxT)
L 3200 x W 1600 x T 12mm

A& B versions
available for
bookmatching

Code
50.2423.WH

Collection
Marble

Finish
Matte

Slab Dimensions (LxWxT)
L 3200 x W 1600 x T 12mm

Possible Usage

S Splashback B Benchtop F Flooring W Wall



A

B



MARBLE COLLECTION



Walls
Marble Breach

Flooring
Marble Grey

Marble Eternal Gold

S B F W

Marble Eternal Gold creates an imposing aura of eternal and timeless design. As its name suggests, the slab is timeless in its tonal palate, and elegant in its design. With tones ranging from intense coppers and golds to the softest greys and purist ivories, Marble Eternal Gold is not only an authentic replica of Calacatta marble but provides you with a design that is timeless and unchanging.

Marble Eternal Gold is available in a matte finish and in slabs of 3200mm x 1600mm x 12mm deep.

Code
50.2424.WH

Collection
Marble

Finish
Matte

Slab Dimensions (LxWxT)
L 3200 x W 1600 x T 12mm

A& B versions
available for
bookmatching

Code
50.2425.WH


Collection
Marble

Finish
Matte

Slab Dimensions (LxWxT)
L 3200 x W 1600 x T 12mm

Possible Usage

S Splashback B Benchtop F Flooring W Wall



A

B



Walls
Marble Eternal Gold



Walls
Marble Eternal Gold



Walls & Staircase
Marble Eternal Gold

Marble Statuario

S B F W

Cool and serene, Marble Statuario provides a strong sense of nature with the refined and tranquil grey base colour. The faintness of the white veining imbues timelessness, making this colour effective in modernist and contemporary styled kitchens.

Marble Statuario is available in a matte finish and in slabs of 3200mm x 1600mm with 6mm, 12mm and 20mm thicknesses available.

Code
50.2441.WH (6mm)
50.2442.WH (12mm)
50.2043.WH (20mm)

Collection
Marble

Finish
Matte

Slab Dimensions (LxWxT)
L 3200 x W 1600 x T 6mm
L 3200 x W 1600 x T 12mm
L 3200 x W 1600 x T 20mm

A & B versions
available for
bookmatching


Code
50.2443.WH (6mm)
50.2444.WH (12mm)
50.2044.WH (20mm)

Collection
Marble


Finish
Matte

Slab Dimensions (LxWxT)
L 3200 x W 1600 x T 6mm
L 3200 x W 1600 x T 12mm
L 3200 x W 1600 x T 20mm

Possible Usage
S Splashback **B** Benchtop **F** Flooring **W** Wall



A



B

1600mm



Marble Calacatta

S B F W

Cool and serene, Marble Calacatta provides a strong sense of nature with the refined and tranquil grey base colour. The faintness of the white veining imbues timelessness, making this colour effective in modernist and contemporary styled kitchens.

Marble Calacatta is available in a matte finish and in slabs of 3200mm x 1600mm with 6mm, 12mm and 20mm thicknesses available.

Code
50.2477.WH (6mm)
50.2478.WH (12mm)

Collection
Marble

Finish
Velvet

Slab Dimensions (LxWxT)
L 3200 x W 1600 x T 6mm
L 3200 x W 1600 x T 12mm

A& B versions
available for
bookmatching


Code
50.2479.WH (6mm)
50.2480.WH (12mm)

Collection
Marble

Finish
Velvet

Slab Dimensions (LxWxT)
L 3200 x W 1600 x T 6mm
L 3200 x W 1600 x T 12mm

Possible Usage
S Splashback **B** Benchtop **F** Flooring **W** Wall



A

B



Benchtop
Marble Calacatta

Marble Yamuna

S B F W

Unique and yet familiar in tones, Marble Yamuna is a travertine-like stone but with a shimmering translucency across the surface. This translucency is then beautified by its soft tonal palette which ranges from deep beiges to the lightest and brightest ivory tones. While seemingly shimmering, especially under light, the stone is a matte surface creating a visual and tactile juxtaposition.


Marble Yamuna is available in a matte finish and in slabs of 3200mm x 1600mm with 6mm and 12mm thicknesses available.

Code
50.2427.WH (6mm)
50.2426.WH (12mm)

Collection
Marble

Finish
Matte

Slab Dimensions (LxWxT)
L 3200 x W 1600 x T 6mm
L 3200 x W 1600 x T 12mm



Possible Usage

S Splashback B Benchtop F Flooring W Wall



Benchtop & Splashback
Marble Yamuna

Marble Grey

S B F W

Cool and serene, Marble Grey provides a strong sense of nature with the refined and tranquil grey base colour. The faintness of the white veining imbues timelessness, making this colour effective in modernist and contemporary styled kitchens.

Marble Grey is available in a matte finish and in slabs of 3200mm x 1600mm x 6mm and 12mm deep.

Code
50.2457.GR (6mm)
50.2458.GR (12mm)

Collection
Marble

Finish
Matte

Slab Dimensions (LxWxT)
L 3200 x W 1600 x T 6mm
L 3200 x W 1600 x T 12mm



Possible Usage

S Splashback B Benchtop F Flooring W Wall



Flooring
Marble Grey

Benchtop & Walls
Marble Breach



Flooring, Vanity & Shower Wall
Marble Grey

Wall
Marble Breach

Marble Marquinia

S B F W

A base of deep, rich black provides the perfect background for thin spider-web veins of white and cream. Marquina is ideal for kitchens that pack a visual ‘oomph’ where the horizontal surfaces become the central visual feature. When used with white or pale coloured cabinetry, this porcelain surface creates a strong contrast for a lovely optical effect.

Marquina is available in a matte finish and in slabs of 3200mm x 1600mm x 6mm and 12mm deep.

Code
50.2457.GR (6mm)
50.2458.GR (12mm)

Collection
Marble

Finish
Matte

Slab Dimensions (LxWxT)
L 3200 x W 1600 x T 6mm
L 3200 x W 1600 x T 12mm



Possible Usage

S B F W

S Splashback B Benchtop F Flooring W Wall



Flooring
Marble Marquinia



Flooring & Walls
Marble Marquinia

Cabinet Fronts
Colour White

Marble Laurent

S B F W

Boldness and elegance are bought together with the Marble Laurent design. The stone is characterised with a deep blacky charcoal background embellished with distinctive yet natural golden, beige and ivory veining.


Marble Laurent is available in a matte finish and in slabs of 3200mm x 1600mm x 6mm and 12mm deep.

Code
50.2455.GR (6mm)
50.2456.GR (12mm)

Collection
Marble

Finish
Matte

Slab Dimensions (LxWxT)
L 3200 x W 1600 x T 6mm
L 3200 x W 1600 x T 12mm



Possible Usage

S Splashback B Benchtop F Flooring W Wall



Walls
Marble Laurent



Vanity
Marble Laurent

Wedi

The ultimate sub surface substrate


Wedi building board is a surface carrier and adhesive substrate for applying stone, tile, laminate and other materials onto. Highly customisable, lightweight, durable and waterproof wedi allows design dreams come true.

Wedi building boards have a blue core made from CFC-free extruded polystyrene rigid foam. The rigid foam is reinforced with glass fibre (with alkali-resistant finish) on both sides and coated with a polymer-modified cement.

Wedi substrate sheet

Material
XPS

Code	Overall
50.7001.BL	1250x600x4
50.7002.BL	1524x914x6
50.7003.BL	2500x1200x10
50.7004.BL	2500x1200x20
50.7005.BL	2500x600x50
50.7006.BL	2500x1200x50
50.7007.BL	2500x600x100



Wedi Joint sealant

Code
50.7008.BL



Industrial Inspired with Metal Burnished

The amber tones, exposed red brick feature wall, hints of black and metallic and selected downlights, all give this kitchen an industrial, New York loft feel. The palette is warm and moody creating a unique space with an individual flair.

The Metal Burnished Archant Porcelain wraps itself around the bench-top and continues up as a splashback. This metal-effect stone is a stunning combination of blacks, browns and greens that show off the oxidisation effect perfectly, pairing with the overall palette and complementing the tones of the recessed handles.



COMPLETION
2021

DESIGN
Kurio

FABRICATION
Well Hung Joinery | Trethewey Stone

CATEGORY
Residential + Houses



Curated by Archant



**Aoraki
550-IO, Nero**

Code
20.9342.BL



**Stirling Swivel Tap,
Black Steel**

Code
40.1900.BL



**Metal Burnished,
Matte, 12mm**

Code
50.2492.GR

Warranty

Warranty Information

To register your Archant Porcelain warranty, please fill in your details online at archant.co.nz/resources/warranty-application-forms. By filling in your details it ensures that we have your information on file for warranty claims. Archant and Florim Ceramiche S.P.A. provide a lifetime Warranty to the original owner of our Archant Porcelain slabs that the product will be free from manufacturing and/or structural defects for a period of the lifetime of the end user. Although the product is carefully inspected prior to shipping or delivery, it is the responsibility of the owner to thoroughly inspect the product upon its receipt. Any damage to the product there after is the responsibility of the owner. Final inspection and approval of the installation is also the owner's responsibility. The Warranty shall apply only where a product is properly fabricated and installed in a kitchen and/or bathroom top in a residential or commercial interior use only, by approved fabricators, subject to the exclusions set out below, is used for its intended purpose, and is maintained and used strictly in accordance with the care and maintenance instructions. All warranty claims must be received by Archant within 28 days of discovery of a manufacturing fault that falls within this Warranty.

Warranty Exclusions

The Warranty shall be null and void unless the product has been paid for in full. The Warranty covers only manufacturing defects and does not apply to material subjected to damage due to mishandling, structural movement, abnormal use, misuse, physical chemical or exposure to direct or sustained heat, cold (thermal shock), exposure to chemicals, force, pressure or loading applied by a person, utensil or object. The Warranty does not cover damage or effects caused by poor installation or improper, insufficient or poorly designed support, cabinets, structures, substrate or sub-floors for bench tops, vertical surfaces or floor tiles. The Warranty does not cover quality of installation or damage caused by the installer or fabricator. Installation or fabrication issues must be resolved directly with the point of purchase and are the sole responsibility of the owner and the point of purchase and not of Archant and are not covered by the Warranty. The Warranty does not cover transportation, freight, removal, disposal and re-installation, fabrication or associated costs beyond the cost of the material, unless these costs have been quoted to, and pre-approved by Archant.

Cleaning and maintenance

Routine maintenance

For daily cleaning, a damp microfiber cloth is enough.
For regular cleaning, we suggest using a neutral liquid detergent with a soft sponge or a microfiber cloth.

Persistent stains

Persistent stains can be removed with a slightly abrasive sponge; if necessary, use a specially formulated stain remover. Do not use steel wool pads, because these would leave metal traces that would then have to cleaned again.

Precautions

Remove any spills of staining liquids (like coffee, tea, red wine), caustic substances (such as oven cleaner), acids and colourants as soon as possible and rinse with water. Florim Stone surfaces are particularly resistant to thermal shocks. You can place hot pans directly on the surface, however we recommend the use of trivets to protect the surface over time. Ceramic knives can damage the surface; therefore, we recommend using cutting boards. Avoid hitting the most delicate parts of the surface, such as its corners and edges.

Please refer to www.Florim.com/en/Florimstone/how-to-clean-kitchen-countertops for a reference on how to clean your kitchen benchtop.

Certifications



Environmental
Product
Declaration



Green
Guard



Ecolabel



TÜV-SÜD
ISO 9001



NSF



Green
Building
Council


Size Index

	Matte finish	Velvet finish	Sheet 3200x1600mm	6mm Thickness	12mm Thickness	20mm Thickness
Colours						
Cement Light Grey	•		•	•	•	
Cement Dark Grey		•	•	•	•	
Colour White	•		•	•	•	•
Colour Black	•		•	•	•	•
Stone Gris	•		•	•	•	
Stone Noir	•		•	•	•	
Metal Burnished	•		•	•	•	
Marble Calacatta A		•	•	•	•	
Marble Calacatta B		•	•	•	•	
Marble Calacatta Gold A	•		•	•	•	•
Marble Calacatta Gold B	•		•	•	•	•
Marble White A	•		•	•	•	
Marble White B	•		•	•	•	
Marble Statuario A	•		•	•	•	•
Marble Statuario B	•		•	•	•	•
Marble Marquinia	•		•	•	•	
Marble Grey	•		•	•	•	
Marble Laurent	•		•	•	•	
Marble Breach A	•		•		•	
Marble Breach B	•		•		•	
Marble Eternal Gold A	•		•		•	
Marble Eternal Gold B	•		•		•	
Marble Yamuna	•		•	•	•	



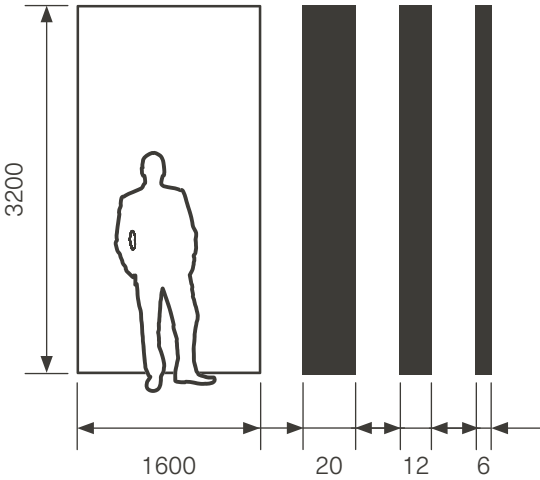
Matte finish

Matte is smoother and flat in its structure, with more movement and slightly less depth.



Velvet finish

Velvet has a slightly wavy structure to the touch and gives the material greater depth.





Frost Tower, Texas
Cladding
Clement - Stainless Steel | Brass



archant **WOVENPANEL®**

Archant Wovenpanel® is a decorative woven wire mesh range for architects and interior designers. Wovenpanel® can be used widely throughout your designs, from intricate design highlights to large-scale applications to create an extraordinary and bespoke aesthetic.



Why Archant Wovenpanel®?

Archant Wovenpanel® is a decorative woven wire mesh range for architects and interior designers. Wovenpanel® can be used widely throughout your designs, from intricate design highlights to large-scale applications to create an extraordinary and bespoke aesthetic.


With over 100 years of experience in producing woven and welded mesh, Wovenpanel® sheets are manufactured in USA using the finest base materials and advanced finishing processes enabling a collection that is superior in quality and diverse in its finishes.



Range of styles stocked in NZ,
100's more available



Freedom in design application




Bespoke fabrication & installation
offering

LEARN MORE ABOUT ARCHANT WOVENPANEL®


Learn how to use Archant Wovenpanel® by visiting our website. Our detailed design specifications will provide you with the resources and knowledge you need to confidently specify Wovenpanel®. Offering the greatest design freedom, and with a wide range of mesh styles available, Archant Wovenpanel® is your ultimate decorative wire mesh solution.

Visit archant.co.nz/wovenpanel for detailed specifications, imagery and information.


Our Wovenpanel® Range




Armand Black Copper, p. 302	Armand Brushed Brass, p. 303	Ashley Stainless Steel Brass, p. 304	Bexley Antique Brass, p. 306	Brixton Antique Brass, p. 307	Bromley Brushed Brass, p. 308
---------------------------------------	--	--	--	---	---



Bromley Dark Oxide, p. 309	Chadwell Antique Brass, p. 310	Chadwell Brushed Brass, p. 310	Chadwell Dark Oxide, p. 312	Chadwell Stainless Steel, p. 312	Chafford Antique Brass, p. 314
--------------------------------------	--	--	---------------------------------------	--	--




Chafford Brushed Brass, p. 314	Clement Stainless Steel Brass, p. 316	Crofton Antique Brass, p. 320	Crofton Brushed Brass, p. 320	Crofton Dark Oxide, p. 322	Kenton Stainless Steel Bronze, p. 323
--	---	---	---	--------------------------------------	---



Loxford Brushed Brass, p. 324	Staten Antique Brass, p. 326	Staten Brushed Brass, p. 326	Staten Dark Oxide, p. 327
---	--	--	-------------------------------------

Armand

Armand, Brushed Brass



Code
70.8919.BB

Material
Plain Steel

Finish
Brushed Brass

Style
Square

Weight/sq m.
16.17 kg

Sheet Size (mm)
L 2400 x W 1000

% open
34.50%

Use
Interior

Armand, Black Copper

Code
70.8920.BC

Material
Plain Steel

Finish
Black Copper



Style
Square

Weight/sq m.
16.17 kg


Sheet Size (mm)
L 2400 x W 1000

% open
34.50%

Use
Interior



Ashley



LIVING FINISH

This mesh contains uncoated and unlacquered brass, bronze or copper material, which is called a 'Living Finish'. This finish will age and change over time, developing a natural patina and differing shades depending on the environmental conditions. A protective lacquer can be applied to prevent this aging process.

Code
70.8923.SS

Material
Stainless Steel | Brass

Finish
Stainless Steel | Brass


Style
Rectangular

Weight/sq m.
37.84 kg

Sheet Size (mm)
L 2400 x W 1000


% open
0.00%

Use
Interior



Pictured: Armand, Brushed Brass

Bexley



Code
70.8918.AB

Material
Plain Steel

Finish
Antique Brass

Style
Square


Weight/sq m.
6.56 kg

Sheet Size (mm)
L 2400 x W 1000

% open
78.30%

Use
Interior

Brixton



Code
70.8917.AB

Material
Plain Steel

Finish
Antique Brass

Style
Square

Weight/sq m.
11.95 kg

Sheet Size (mm)
L 2400 x W 1000


% open
61.00%

Use
Interior



Bromley

Bromley, Brushed Brass



Code
70.8921.BB

Material
Plain Steel

Finish
Brushed Brass

Style
Square

Weight/sq m.
12.88 kg

Sheet Size (mm)
L 2400 x W 1000

% open
63.50%

Use
Interior

Bromley, Dark Oxide

Code
70.8922.BL

Material
Plain Steel

Finish
Dark Oxide


Style
Square

Weight/sq m.
12.88 kg

Sheet Size (mm)
L 2400 x W 1000


% open
63.50%

Use
Interior



Chadwell

Chadwell, Antique Brass



Code
70.8906.AB

Material
Plain Steel

Finish
Antique Brass

Style
Square

Weight/sq m.
14.30 kg


Sheet Size (mm)
L 2400 x W 1000

% open
25.00%

Use
Interior



Chadwell, Brushed Brass



Code
70.8905.BB

Material
Plain Steel

Finish
Brushed Brass

Style
Square

Weight/sq m.
14.30 kg

Sheet Size (mm)
L 2400 x W 1000

% open
25.00%


Use
Interior



Rangehood
Chadwell, Antique Brass

Chadwell

Chadwell, Dark Oxide



Code
70.8908.BL

Material
Plain Steel

Finish
Dark Oxide

Style
Square

Weight/sq m.
14.30 kg


Sheet Size (mm)
L 2400 x W 1000

% open
25.00%

Use
Interior



Chadwell, Stainless Steel



Code
70.8907.ST

Material
Plain Steel

Finish
Stainless Steel

Style
Square

Weight/sq m.
14.30 kg

Sheet Size (mm)
L 2400 x W 1000

% open
25.00%


Use
Interior



Pictured: Chadwell, Stainless Steel

Chafford

Chafford, Antique Brass



Code
70.8909.AB

Material
Plain Steel

Finish
Antique Brass

Style
Square

Weight/sq m.
16.75 kg


Sheet Size (mm)
L 2400 x W 1000

% open
44.40%

Use
Interior



Chafford, Brushed Brass



Code
70.8910.BB

Material
Plain Steel

Finish
Brushed Brass

Style
Square

Weight/sq m.
16.75 kg

Sheet Size (mm)
L 2400 x W 1000


% open
44.40%

Use
Interior



Pictured: Chafford, Dark Oxide

Clement



Code
70.8916.SS

Material
Stainless Steel | Brass

Finish
Stainless Steel | Brass

Style
Square

Weight/sq m.
20.15 kg

Sheet Size (mm)
L 2400 x W 1000

% open
41.40%

Use
Interior

LIVING FINISH

This mesh contains uncoated and unlacquered brass, bronze or copper material, which is called a 'Living Finish'. This finish will age and change over time, developing a natural patina and differing shades depending on the environmental conditions. A protective lacquer can be applied to prevent this aging process.




Lincoln Square Suites, London
Space Divider
Clement - Stainless Steel



Frost Tower, Texas
Cladding
Clement - Stainless Steel | Brass

Crofton

Crofton, Antique Brass



Code
70.8903.AB

Material
Plain Steel

Finish
Antique Brass

Style
Square

Weight/sq m.
24.72 kg


Sheet Size (mm)
L 2400 x W 1000

% open
25.90%

Use
Interior



Crofton, Brushed Brass



Code
70.8904.BB

Material
Plain Steel

Finish
Brushed Brass

Style
Square

Weight/sq m.
24.72 kg

Sheet Size (mm)
L 2400 x W 1000

% open
25.90%


Use
Interior



Clarion Hotel
Cabinetry & Divider
Crofton, Brushed Brass

Crofton

Crofton, Dark Oxide



Code
70.8902.BL

Material
Plain Steel

Finish
Dark Oxide

Style
Square

Weight/sq m.
24.72 kg

Sheet Size (mm)
L 2400 x W 1000

% open
25.90%

Use
Interior

Kenton

Code
70.8924.SS

Material
Stainless Steel | Bronze

Finish
Stainless Steel | Bronze


Style
Rectangular

Weight/sq m.
12.3 kg


Sheet Size (mm)
L 2400 x W 1000

% open
58.90%

Use
Interior



Loxford



Code
70.8915.BB

Material
Plain Steel

Finish
Brushed Brass


Style
Square

Weight/sq m.
14.41 kg

Sheet Size (mm)
L 2400 x W 1000


% open
74.80%

Use
Interior



Staten

Staten, Antique Brass



Code
70.8913.AB

Material
Plain Steel

Finish
Antique Brass

Style
Square

Weight/sq m.
16.75 kg

Sheet Size (mm)
L 2400 x W 1000

% open
48.20%

Use
Interior

Staten, Dark Oxide

Code
70.8912.BL

Material
Plain Steel

Finish
Dark Oxide


Style
Square

Weight/sq m.
16.75 kg


Sheet Size (mm)
L 2400 x W 1000

% open
48.20%

Use
Interior



Staten, Brushed Brass



Code
70.8914.BB

Material
Plain Steel

Finish
Brushed Brass

Style
Square

Weight/sq m.
16.75 kg

Sheet Size (mm)
L 2400 x W 1000

% open
48.20%

Use
Interior





Index

Sinks

A	
Aoraki 450-10,	49
Aoraki 550-10,	49
Aoraki 550-15,	49
Aoraki 790-10,	49
Aoraki 860-20,	49
Arizona 450-10,	31
Arizona 600-10,	31
Ashford 400-20,	65
Ashford 535-10,	65
B	
Bassano 600-10,	32
Bolero Box 210-20,	27
Bolero Box 210-36,	27
Bolero Box 210-40,	27
Bolero Box 210-50,	27
Bolero Box 210-68,	27
Bolero Box 220-36 DBL,	28
Bolero Box 220-420/29 SBL,	28
Bolero Box 400/200 SBL,	28
Box Centre BWX 220-54/27 SBR,	39
C	
Chester 535-10,	62
D	
Dallas 400-10,	31
Dallas 500-10,	31
Deluxe DLT 610,	29
E	
Egmont 860-10,	55
Egmont 1000-10,	55
Egmont 1000-15,	55
Egmont 1160-20,	55
F	
Food Preparation Centre,	36
Franke Spark SKX611-100,	33
Franke Spark SKX651,	33
G	
Grande Robiq 400-10,	35
Grande Robiq 400/155-15,	35
Grande Robiq 500-10,	35
H	
Highland 190,	45

Highland 450,	45
Highland 500,	45
Highland 700,	45

K

Kaikoura 860-10,	53
Kaikoura 1000-10,	53
Kaikoura 1000-15,	53
Kaikoura 1160-20,	53

N

Nebraska 800-10,	34
Nebraska 1000-15,	34
Nebraska 1220-20,	34

P

Porcelain Double Vanity,	
Cement Dark Grey,	76
Porcelain Double Vanity,	
Cement Light Grey,	76
Porcelain Double Vanity,	
Colour Black,	73
Porcelain Double Vanity,	
Colour White,	73
Porcelain Double Vanity,	
Marble Calacatta,	73
Porcelain Double Vanity,	
Marble Calacatta Gold,	73
Porcelain Double Vanity,	
Marble Grey,	74
Porcelain Double Vanity,	
Marble Laurent,	74
Porcelain Double Vanity,	
Marble Marquinia,	74
Porcelain Double Vanity,	
Marble Statuario,	73
Porcelain Double Vanity,	
Marble White,	73
Porcelain Double Vanity,	
Marble Yamuna,	73
Porcelain Double Vanity,	
Metal Burnished,	74
Porcelain Double Vanity,	
Metal Russet,	74
Porcelain Double Vanity,	
Stone Gris,	74
Porcelain Double Vanity,	
Stone Noir,	74
Porcelain Single Vanity,	
Cement Dark Grey,	70
Porcelain Single Vanity,	
Cement Light Grey,	70
Porcelain Single Vanity,	
Colour Black,	67

Porcelain Single Vanity,	
Marble Calacatta,	67
Porcelain Single Vanity,	
Marble Calacatta Gold,	67
Porcelain Single Vanity,	
Marble Grey,	68
Porcelain Single Vanity,	
Marble Laurent,	68
Porcelain Single Vanity,	
Marble Marquinia,	68
Porcelain Single Vanity,	
Marble White,	67
Porcelain Single Vanity,	
Marble Statuario,	67
Porcelain Single Vanity,	
Marble Yamuna,	67
Porcelain Single Vanity,	
Metal Burnished,	68
Porcelain Single Vanity,	
Metal Russet,	68
Porcelain Single Vanity,	
Stone Gris,	68
Porcelain Single Vanity,	
Stone Noir,	68

R

Rambla LUX 610,	29
Robiq 250-10,	17
Robiq 340-10,	17
Robiq 340/155-15 RV,	21
Robiq 340/340-20,	19
Robiq 400-10,	17
Robiq 400/155-15,	21
Robiq 400/250-15,	21
Robiq 400/400-20,	19
Robiq 450-10,	17
Robiq 450/200-15 RV,	21
Robiq 500-10,	17
Robiq 500/250-15 RV,	21
Robiq 600-10,	17
Robiq Standard Accessory Pack,	24
Robiq Ultimate Accessory Pack,	22
Romano 350-10,	32
Romano 400-10,	32
Romano 460-10,	32

S

Snowdon 570-10,	51
-----------------	----

T

Texas 1000-10,	32
----------------	----

Taps

A	
Active Plus Pull-Out,	94
Active Plus Swivel,	94
B	
Bealey,	90
C	
Cape,	92
D	
Dawson,	112
H	
Huka,	96
I	
Ion Kitchen Mixer,	96
M	
Madrid,	92
Marbella Pull-out,	100
Marbella Swivel,	100
Mason Pull-out,	102
Mason Swivel,	102
Mythos Pull-out,	96
O	
Okura,	98
Opal,	112
Otto Gooseneck,	110
Otto Gooseneck with Water filter,	110
Ozone Pull-out,	90
P	
Percy,	98
Pyra Light Pull out,	108
Pyra Pull-Out,	108
S	
Sinos Pull-Out,	94
Stirling Pull-out Spray,	104
Stirling Swivel,	104
Swing Swivel,	90
U	
Uno Gooseneck,	106
Uno Gooseneck with Pull-out,	106

Handles

- A
- Altare, 178
Anzio, 184
Arezzo, 131
Arnwick, 174
- B
- Back, 131
Bell, 140
Berkley, 154
Berkley Knob, 154
Blaze 2, 124
- C
- Calgary Cup, 172
Calgary Knob, 172
Candello, 186
Cassino, 184
Classic Handle, 150
Classic Knob, 150
Copparo, 191
Cortona, 178
Crossing, 160
Crossing T, 160
- D
- Delamore, 174
Dunstall, 185
Duo, 136
- E
- Edge Straight, 122
Ellipse, 164
Estate, 134
Evanda, 185
Ezi-Treviso 197
Ezi-Venice, 196
- F
- Fade®, 158
Fade® Knob, 159
Fade® T-Bar, 158
Fold Handle, 148
Fold Knob, 148
FP Manor, 156
FP Manor Back, 156
FP Manor Knob, 157
FP Manor T, 157
- G
- Gadsby, 179
Glenda, 188
Gola 1730, 200
Gola 8100, 200
Gola 8300, 200
Gudgeon, 176

- H
- Henley Knob, 152
Henley Pull, 152
- J
- Join, 162
Join T, 162
- K
- Karaka, 181
Kennedy, 191
Knightsbridge Cup, 170
Knightsbridge Knob, 170
- L
- Larino, 181
Luck, 142
Luck Knob, 142
- M
- Manor, 180
Marcella, 182
Meano, 187
Monmouth Knob, 168
Monmouth Pull, 168
Monmouth Round Cup, 169
Montella, 180
Montrase, 166
Munich, 176
- N
- Novara, 187
- P
- Panama, 186
Pescara, 189
Pharma, 175
Portabello, 177
- R
- Rio, 138
- S
- Sarnen, 183
Seta 136
Siena, 146
Sinclair, 187
Slim, 144
Slimbow, 190
Stanstead, 179
Stella Knob, 167
Swan, 138
Swell®, 132
- T
- Tirane, 126
Torrance (Bow), 128

- Trim, 130
- U
- U-Turn, 140
- V
- Varzi, 190
Venice, 196
Vercelli Centre, 198
Vercelli Top, 198
Vista, 144
- W
- Wow, 129

Quartz

- A
- Ashgrove, 231
Aura, 229
- C
- Cathedral, 228
Celestial White, 224
City Dark, 222
City White, 216
- F
- Frost White, 232
Fusion Black, 223
Fusion Grey, 220
Fusion Taupe, 220
Fusion White, 215
- G
- Glacier Nova, 211
- M
- Magma Grey, 233
Metropolis Brown, 218
Metropolis Galaxy, 222
Metropolis Grey, 219
Metropolis Oyster, 217
Metropolis Steel, 221
- P
- Pearl Grey, 212
Polar White, 230
- S
- Serene Trace, 226
- V
- Veined Oyster, 210
Virginia, 214
Vittoria White, 213

Porcelain

- C
- Cement Dark Grey, 244
Cement Light Grey, 246
Colour Black, 254
Colour White, 252
- M
- Marble Breach A/B, 272
Marble Calacatta A/B, 280
Marble Calacatta Gold A/B, 266
Marble Eternal Gold A/B, 274
Marble Grey, 284
Marble Laurent, 288
Marble Marquinia, 286
Marble Statuario A/B, 278
Marble White, 270
Marble Yamuna, 282
Metal Burnished, 260

- S
- Stone Gris, 256
Stone Noir, 258

Wovenpanel®

- A
- Armand, 302
Ashley, 304
- B
- Bexley, 306
Brixton, 307
Bromley, 308
- C
- Chadwell, 310
Chafford, 314
Clement, 316
Crofton, 320
- K
- Kenton, 323
- L
- Loxford, 324
- S
- Staten, 326